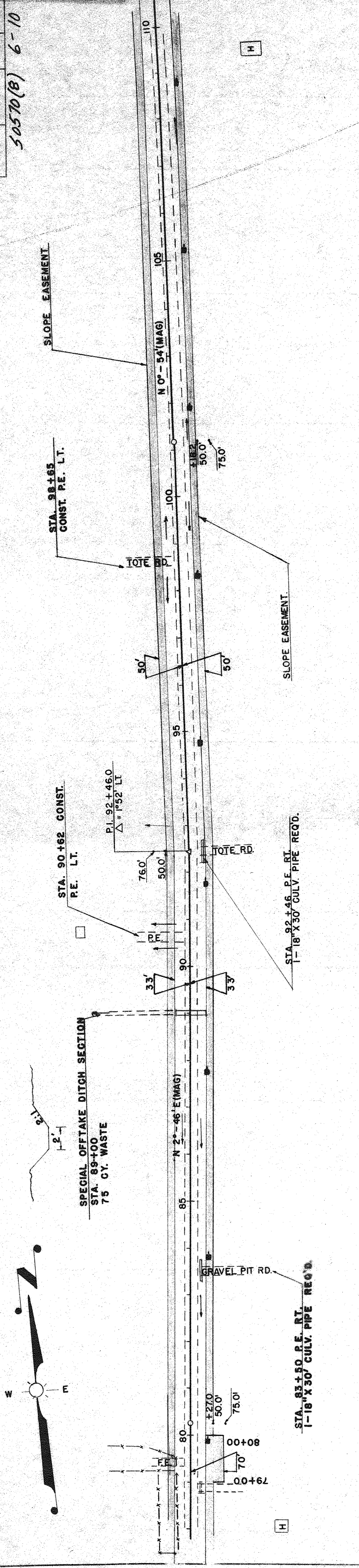
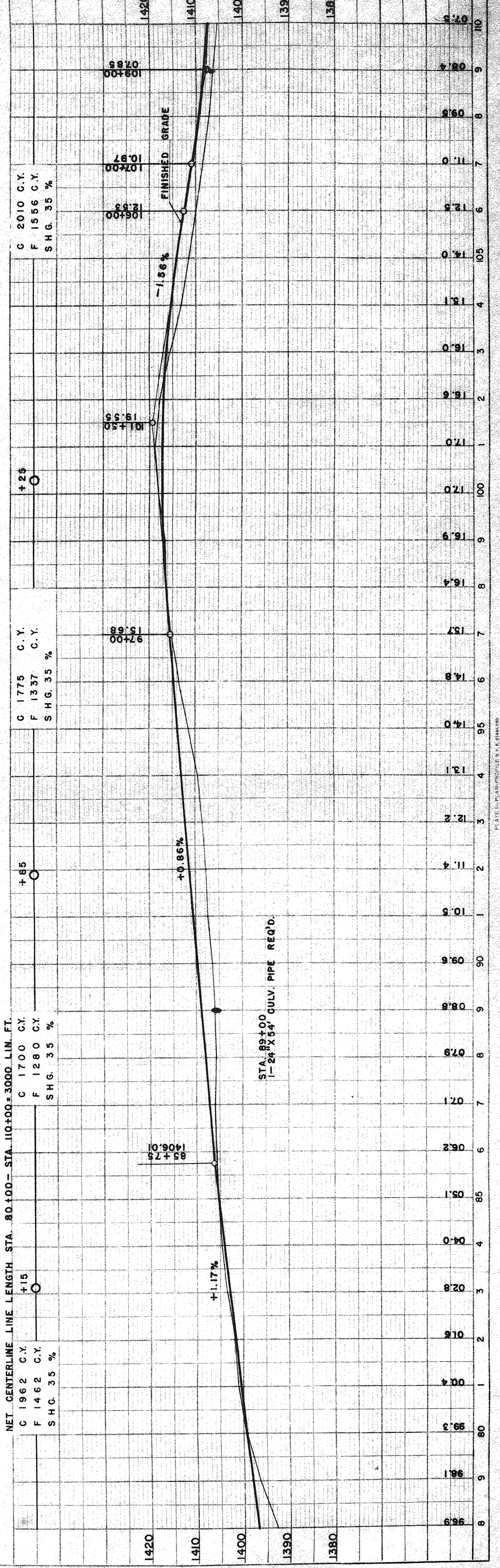


S.P.D. DIVISION 4
 PROJECT NUMBER S0670(7)
 SHEET NUMBER 6
 TOTAL SHEETS 44
 50570(B) 6-10



BENCH MARKS

| NO | STATION | DESCRIPTION | ELEV. |
|----|---------|---------------------|---------|
| 7 | 81+40 | SPIKE IN 18" ELM | 1403.69 |
| 8 | 93+20 | SPIKE IN 15" MAPLE | 1408.72 |
| 9 | 105+75 | SPIKE IN 10" POPLAR | 1411.84 |



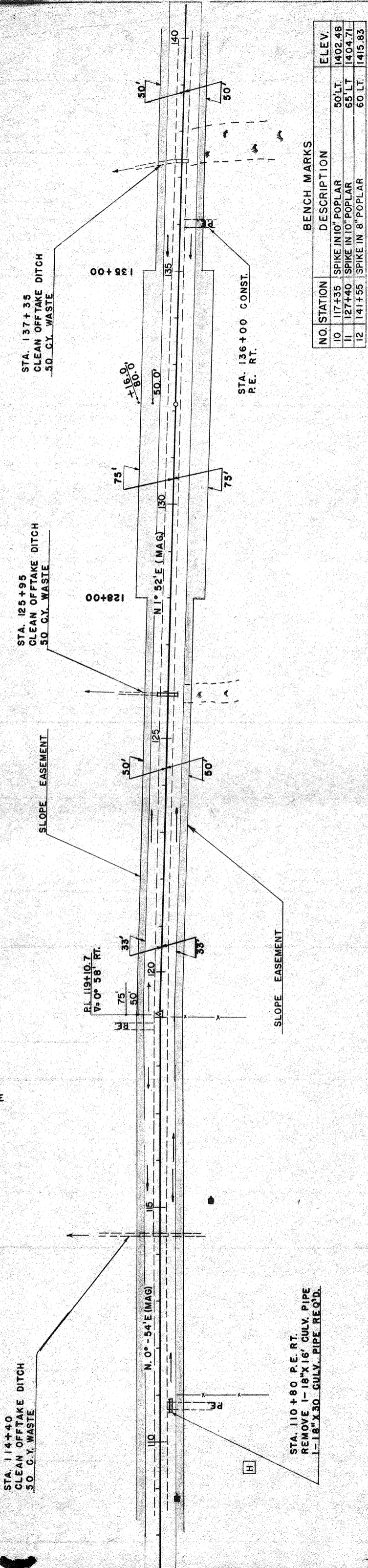
DATE 5-58
 DRAWN BY B.J.H.
 CHECKED BY B.J.H.
 IN CHARGE BY B.J.H.
 DATE 5-58

PROFILE
 SHEETED
 PLANNED
 CHECKED
 B.M.'S NOTED
 STRUCTURE NOTATIONS OK'D.
 NO. BOOK
 I.B.M.
 DATE 5-58
 DRAWN BY R.J.N. & D.L.L.
 CHECKED BY D.S.
 IN CHARGE BY D.S.

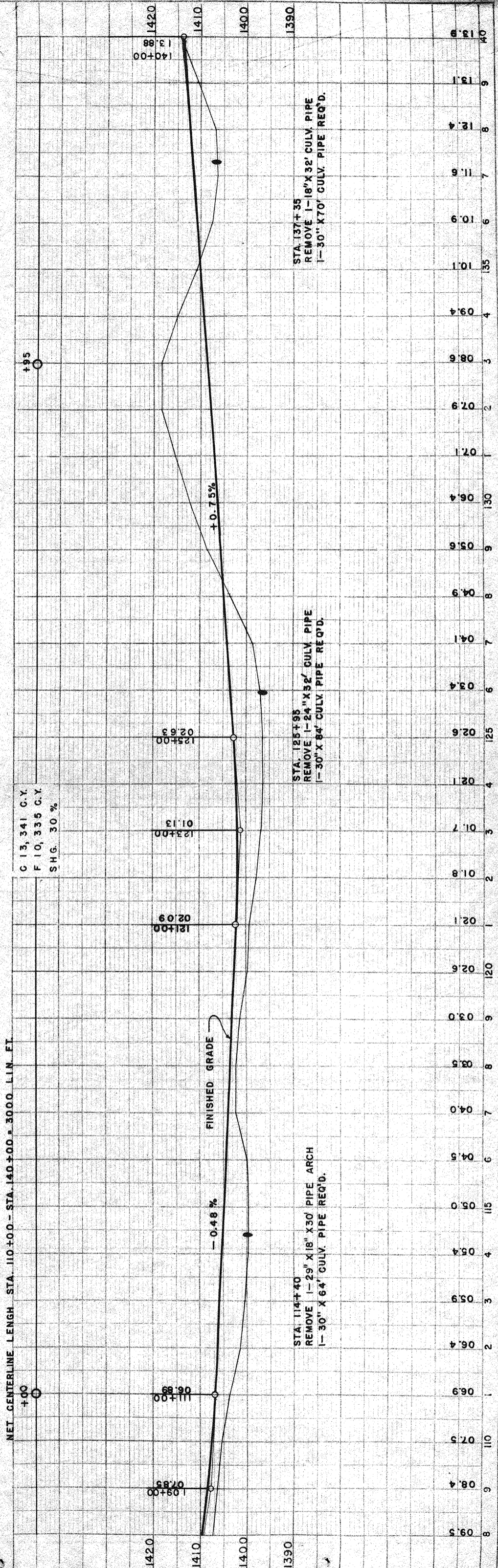
| | | | |
|---------------|----------|--------------|--------------|
| B.P. DIVISION | PROJECT | SHEET NUMBER | TOTAL SHEETS |
| 4 | S0570(7) | 7 | 44 |

50570(8) 7-10

SPECIAL OFFTAKE DITCH SECTION



| NO. STATION | DESCRIPTION | ELEV. |
|-------------|----------------------------|-----------------|
| 10 | 117+35 SPIKE IN 10' POPLAR | 50' LT. 1402.48 |
| 11 | 127+40 SPIKE IN 10' POPLAR | 65' LT. 1404.71 |
| 12 | 141+55 SPIKE IN 8' POPLAR | 60' LT. 1415.83 |



STA. 114+40
REMOVE 1-29" X 18" X 30' PIPE ARCH
1-30" X 64' CULV. PIPE REQ'D.

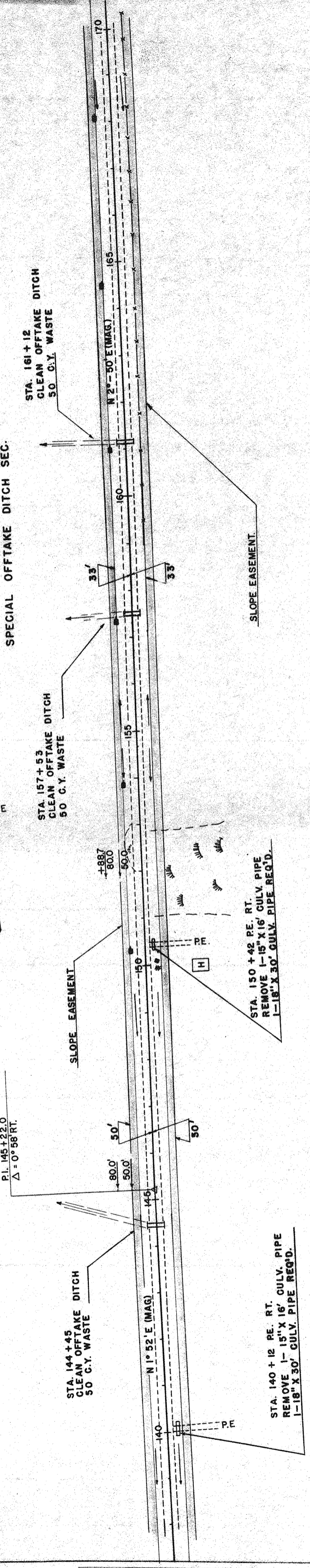
STA. 125+95
REMOVE 1-24" X 32' CULV. PIPE
1-30" X 84' CULV. PIPE REQ'D.

STA. 137+35
REMOVE 1-18" X 32' CULV. PIPE
1-30" X 70' CULV. PIPE REQ'D.

| | | | |
|-----------------|----------|--------------|--------------|
| B.P.R. DIVISION | PROJECT | SHEET NUMBER | TOTAL SHEETS |
| 4 | 50570(8) | 8 | 44 |
| | | 8-10 | |



SPECIAL OFFTAKE DITCH SEC.

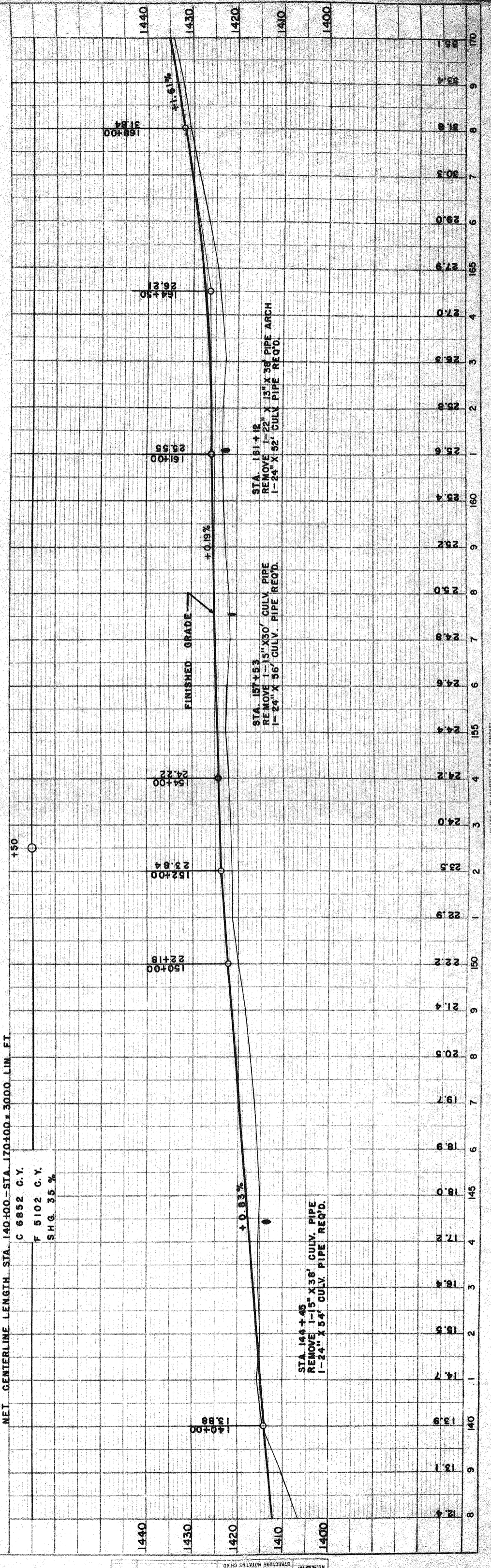


BENCH MARKS

| NO. | STATION | DESCRIPTION | ELEV. |
|-----|---------|----------------|-------|
| 12 | 141+55 | SPIKE IN 8\"/> | |

NET CENTERLINE LENGTH STA. 140+00 - STA. 170+00 = 3000. L IN. FT.

C 6852 C.Y.
F 5102 C.Y.
SHG. 3.5%

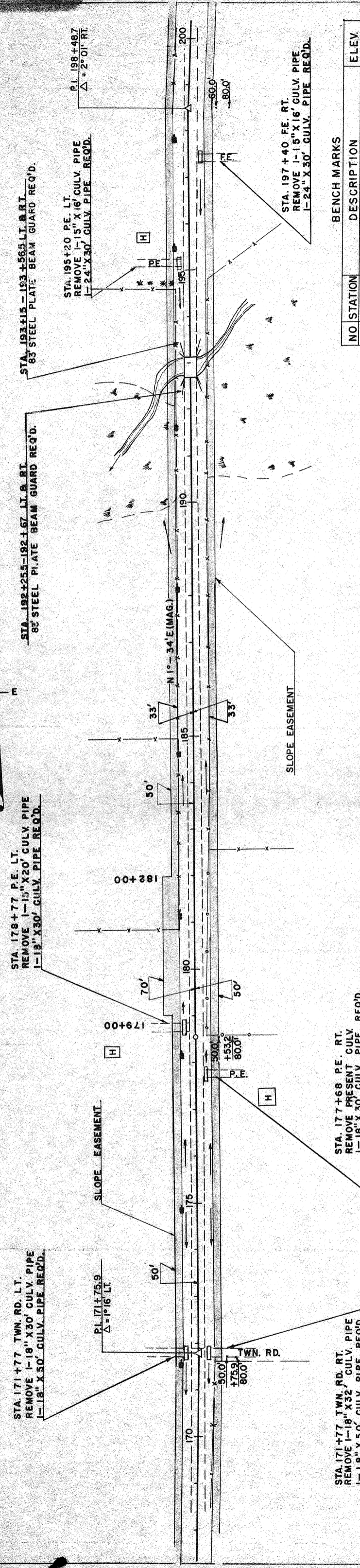


| | | | | |
|------|--------|---------|--------------------|---------|
| DATE | BY | PLANNED | NOTED | NO. 18M |
| 5-28 | R.L.H. | ALIGNED | RT. OF WAY CHECKED | |

| | | | | |
|------|--------------|---------|--------------------|---------|
| DATE | BY | PLANNED | NOTED | NO. 18M |
| 5-27 | R.H.B.D.L.J. | ALIGNED | RT. OF WAY CHECKED | |

| | | | |
|----------|----------|--------------|--------------|
| DISTRICT | PROJECT | SHEET NUMBER | TOTAL SHEETS |
| 4 | S0570(8) | 9 | 44 |

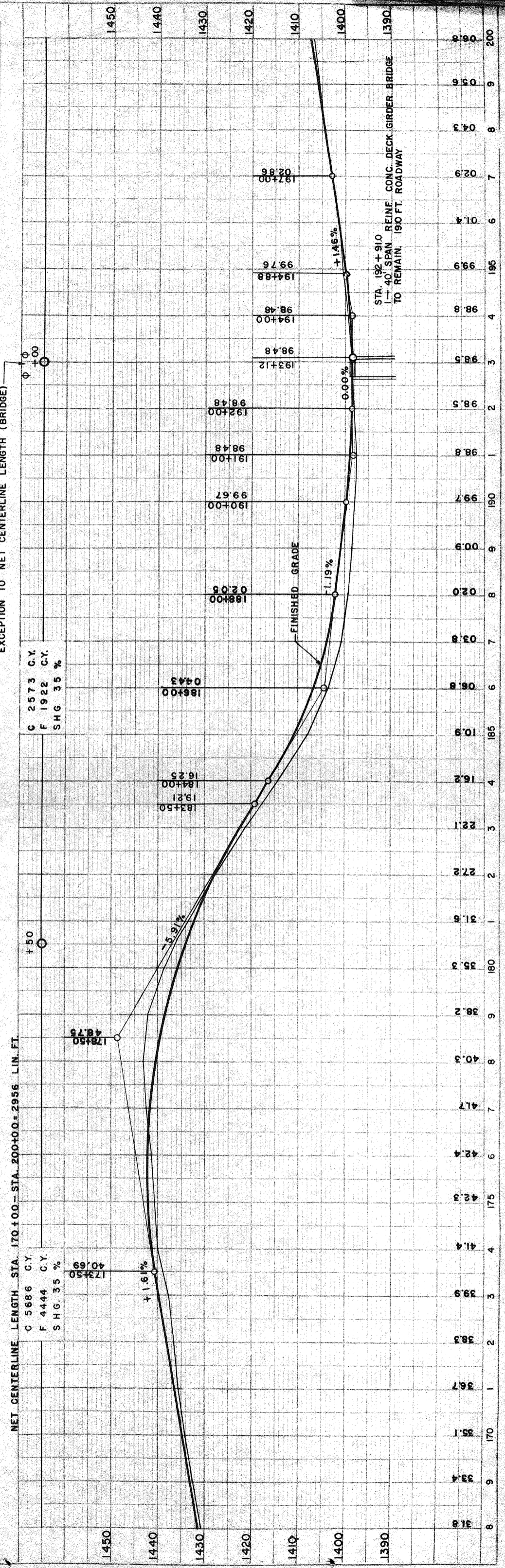
50570(8) 9-10



BENCH MARKS

| NO | STATION | DESCRIPTION | ELEV. |
|----|---------|--------------------------------|-----------------|
| 15 | 178+20 | SPIKE IN POWER POLE | 115 RT. 1442.62 |
| 16 | 192+69 | SW. CORNER OF BRIDGE HAND RAIL | 1402.22 |
| 17 | 201+50 | SPIKE IN POWER POLE | 55' LT. 1408.79 |

STA. 192+69 - 193+13 = 44 LIN. FT. EXCEPTION TO NET CENTERLINE LENGTH (BRIDGE)

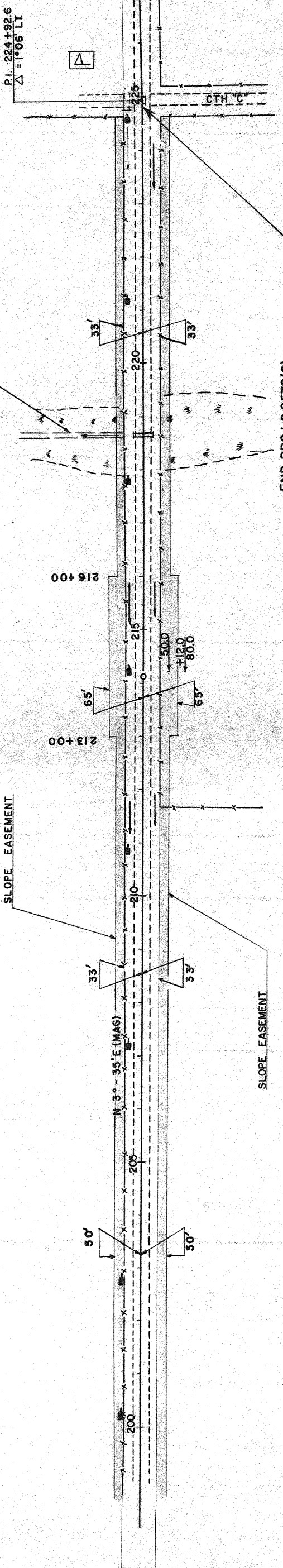
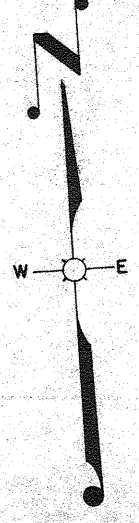


PLAN DATE 10-1-58
 DESIGNED BY
 CHECKED BY
 APPROVED BY
 ALIGNED CHECKED
 NO. 18M
 NOTE BOOK

PROFILE DATE 10-1-58
 DESIGNED BY
 CHECKED BY
 APPROVED BY
 ALIGNED CHECKED
 NO. 18M
 NOTE BOOK

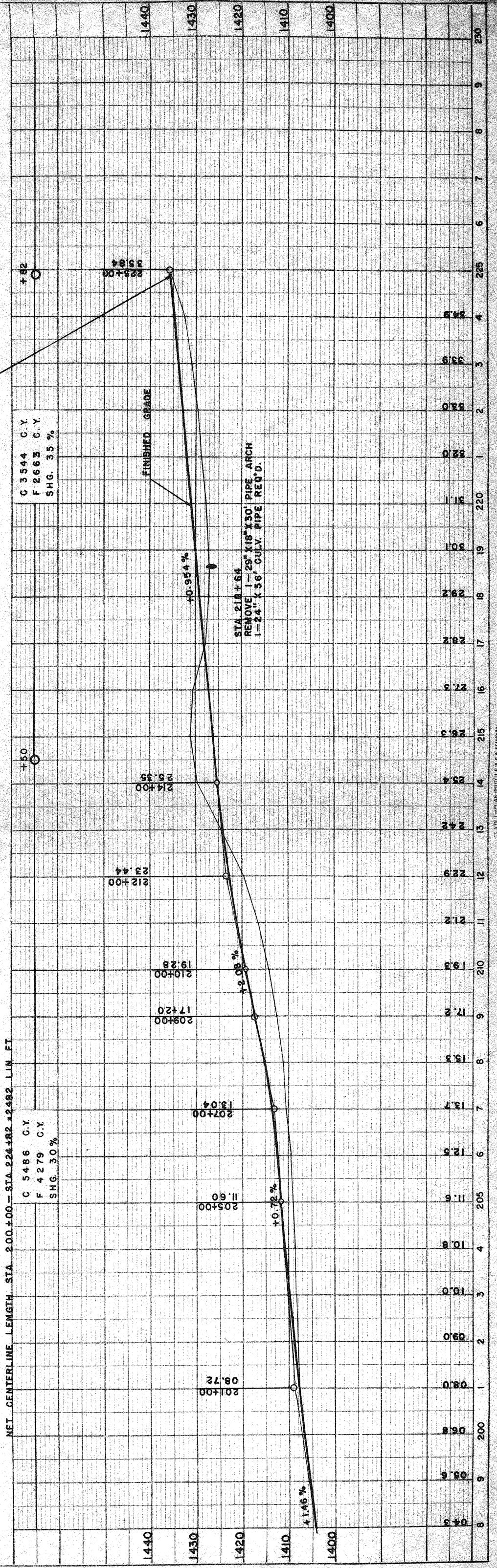
| | | | |
|--------------|----------|--------------|-------|
| PROJECT | S0570(7) | TOTAL SHEETS | 44 |
| SHEET NUMBER | 10 | DATE | 10-10 |
| DIVISION | 4 | | |

SPECIAL OFFTAKE DITCH SECTION



END PROJ. S0570(8)
 STA. 224+82 = END OF
 PROJ. S0570 (7)

| NO. | STATION | DESCRIPTION | ELEV. |
|-----|---------|---------------------|---------|
| 17 | 201+50 | SPIKE IN 10" POPLAR | 1408.79 |
| 18 | 214+00 | SPIKE IN 10" POPLAR | 1430.94 |
| 19 | 221+15 | SPIKE IN 8" POPLAR | 1430.12 |



NET CENTERLINE LENGTH STA. 200+00 - STA. 224+82 = 2482 LIN. FT.

C 5486 C.Y.
 F 4279 C.Y.
 SHG. 30%

C 3544 C.Y.
 F 2663 C.Y.
 SHG. 35%

STA. 218+64
 REMOVE 1-29" X 18" X 30' PIPE ARCH
 1-24" X 56' CULV. PIPE RECD.

| | |
|---------|------|
| DATE | 2-58 |
| BY | P.H. |
| PLANNED | |
| NOTED | |
| ALIGNED | |
| CHECKED | |
| BY | |
| DATE | 2-58 |

| | |
|---------|---------------|
| DATE | 2-58 |
| BY | P.H. & D.L.J. |
| PLANNED | |
| NOTED | |
| ALIGNED | |
| CHECKED | |
| BY | |
| DATE | 2-58 |