

BENCHMARK DESCRIPTION	STATE PROJECT NUMBER	SHEET NO.
TOP OF WING 3 STRUCTURE B-35-4	119.1	

**DESIGN DATA**

LIVELOAD  
 INVENTORY RATING : HS-14  
 OPERATIONAL RATING : HS-23  
 MAX. STANDARD PERMIT VEHICLE LOAD = 145 KIPS  
 ALLOWABLE DESIGN STRESSES:  
 CONCRETE MASONRY OVERLAY  $f_c' = 4,000$  P.S.I.  
 EXISTING BAR STEEL  
 REINFORCEMENT, GRADE 40  $f_y = 40,000$  P.S.I.

**GENERAL NOTES**

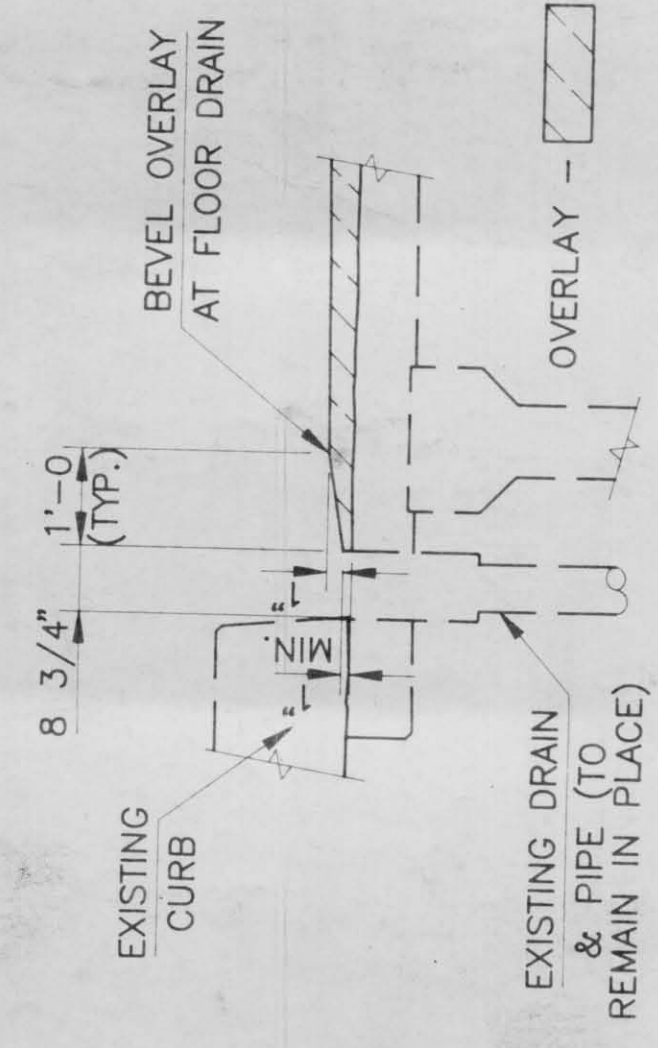
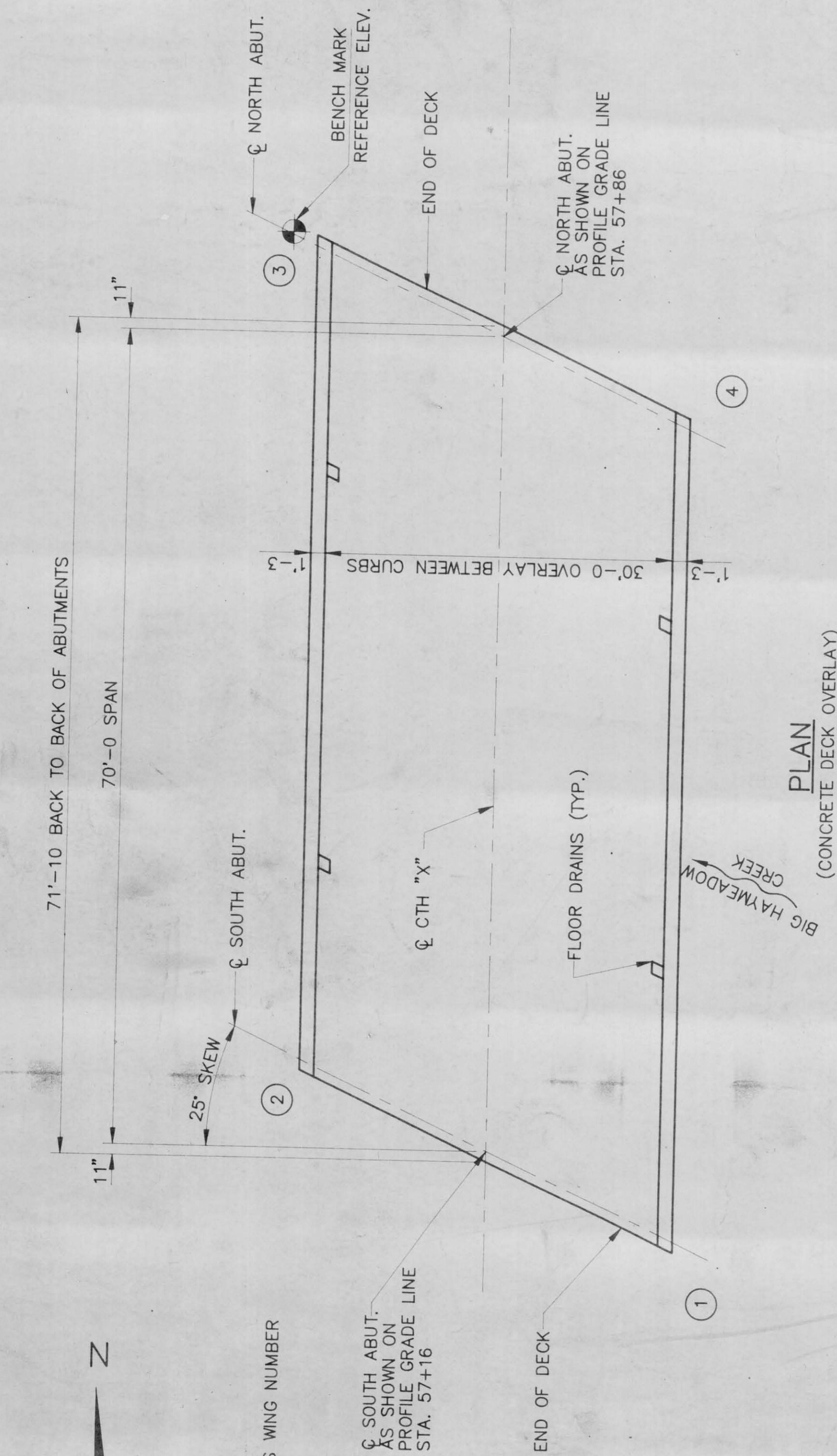

DRAWINGS SHALL NOT BE SCALED.  
 ALL DIMENSIONS SHOWN ARE BASED ON ORIGINAL PLANS; THEREFORE PRIOR TO THEIR ACCEPTANCE THE CONTRACTOR SHALL FIELD VERIFY.  
 THE BENCHMARK ELEVATION AND EXISTING PROFILE GRADE LINE ELEVATIONS AT THE ABUTMENTS ARE BASED ON THE ORIGINAL PLANS. THE CONTRACTOR SHALL NOTIFY THE ENGINEER UPON COMPLETION OF PREPARATION, DECKS AND CLEANING, DECKS IN ORDER TO VERIFY THE FINAL GRADELINE.

**TOTAL ESTIMATED QUANTITIES**

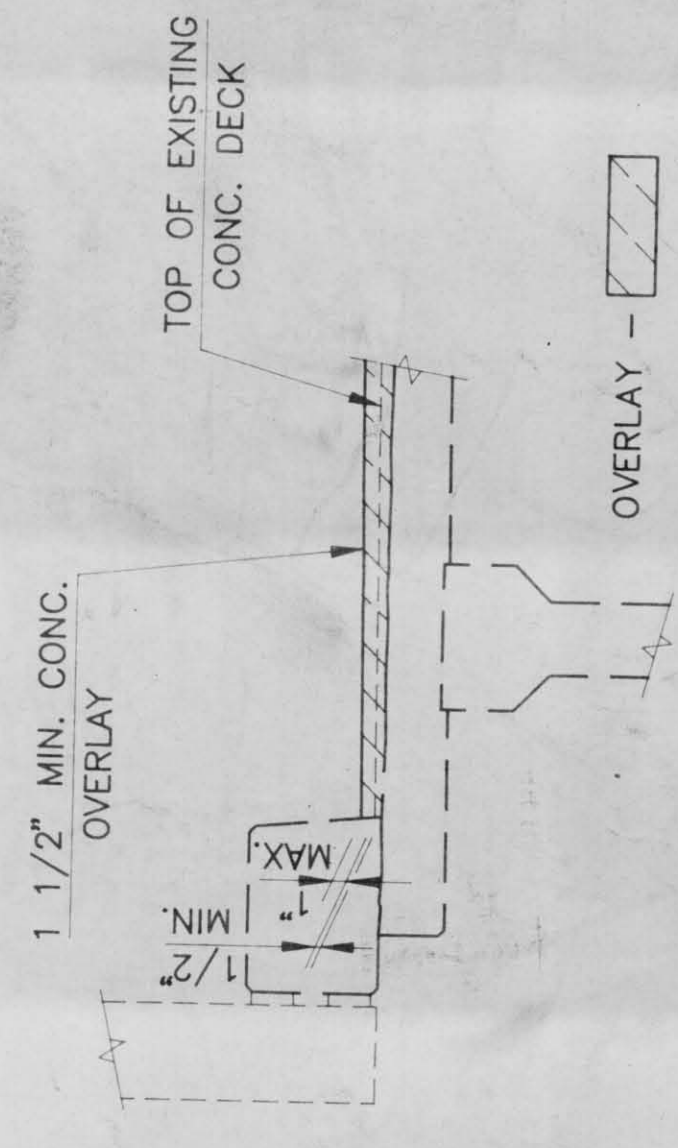
PROTECTIVE SURFACE TREATMENT \_\_\_\_\_ 10 GAL.  
 PREPARATION, DECKS \_\_\_\_\_ 100 S.Y.  
 CLEANING, DECKS \_\_\_\_\_ 240 S.Y.  
 FULL-DEPTH DECK REPAIR \_\_\_\_\_ 5 S.Y.  
 CONCRETE MASONRY, OVERLAY, DECKS \_\_\_\_\_ 25 C.Y.

**LIST OF DRAWINGS**

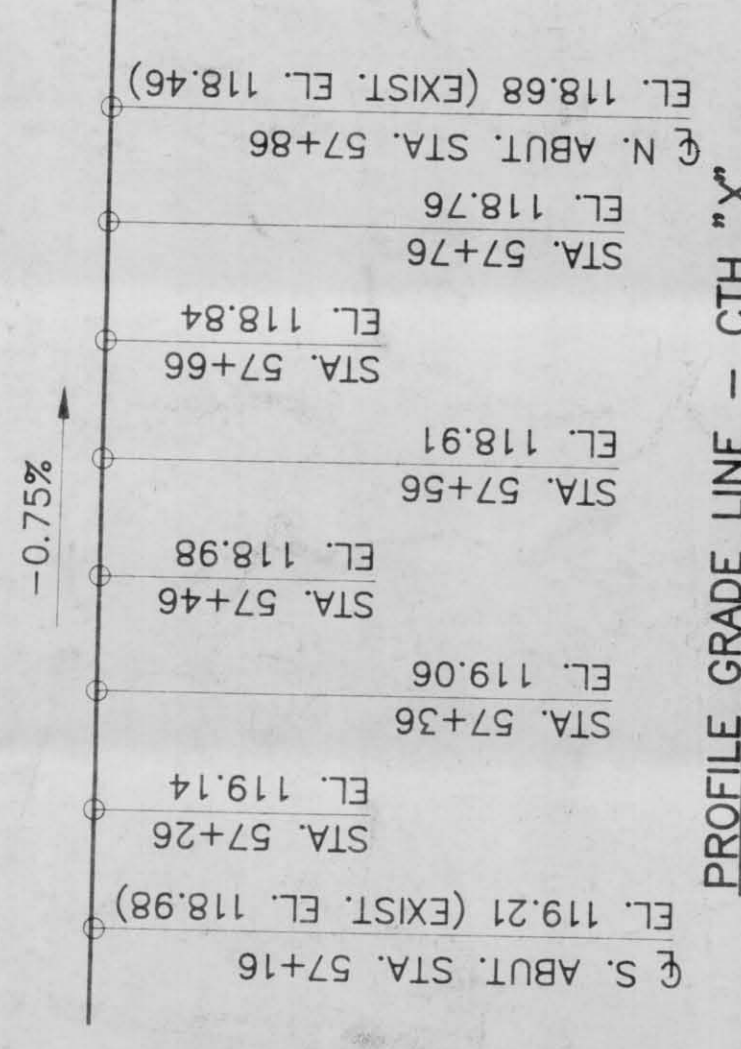
1. OVERLAY



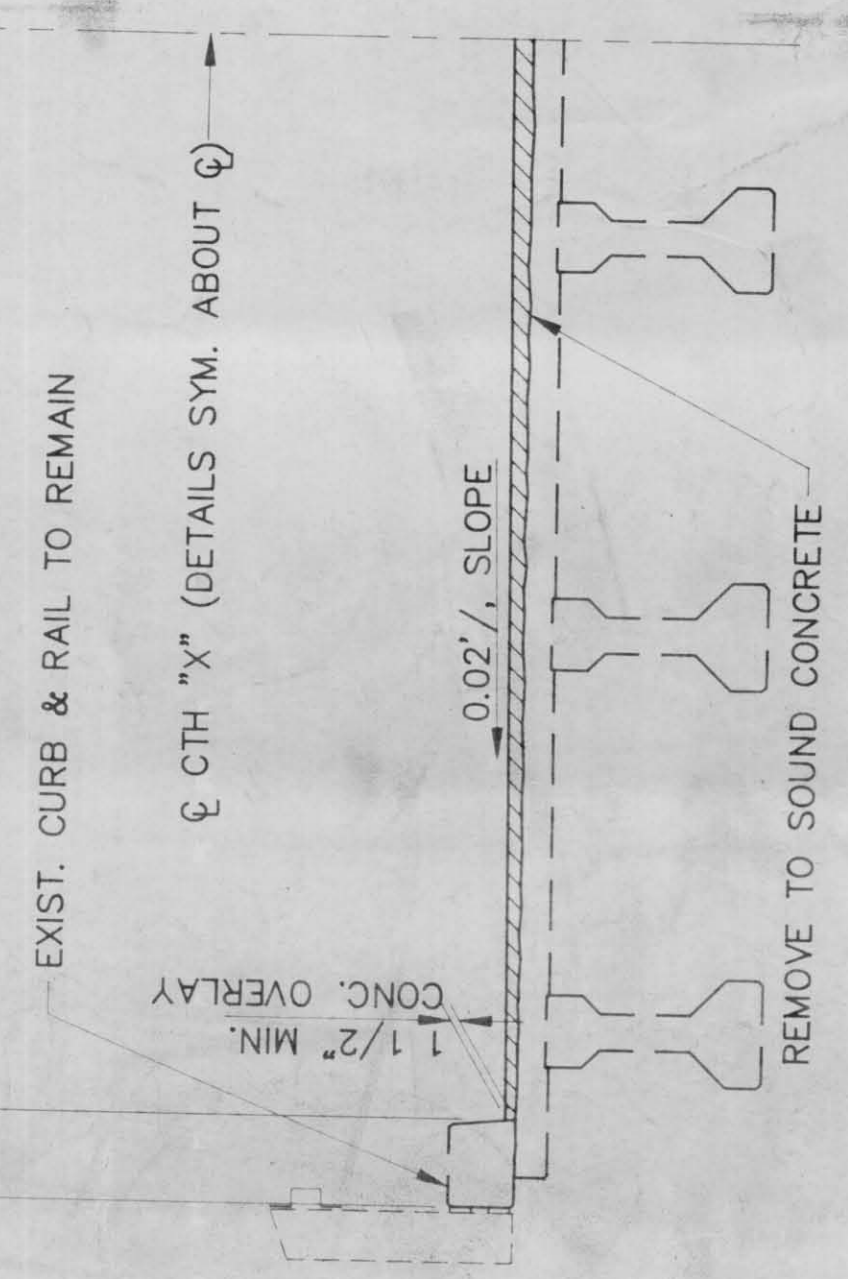
**FLOOR DRAIN DETAIL**



**MINIMUM DECK REMOVAL DETAIL**  
 GRADE LINE BASED ON ORIGINAL PLAN & 1/2\"/>



**PROFILE GRADE LINE - CTH "X"**  
 (AVG. OVERLAY THICKNESS 2 3/8")  
 VARIATIONS TO THE NEW GRADE LINE OVER 1/4" MUST BE SUBMITTED FOR REVIEW BY THE BRIDGE OFFICE.



**HALF SECTION - EXISTING BRIDGE**

OVERLAY -

**OVERLAY DETAIL**

No.	Date	Revision	By
ELANS PREPARED BY			
<b>MSA</b> MID-STATE ASSOCIATES, INC. 1230 S. BLVD., BARABOO, WI. 53913			
STATE OF WISCONSIN DEPARTMENT OF TRANSPORTATION DIVISION OF HIGHWAYS			
STRUCTURE B-35-4		CTH "X" OVER BIG HAYMEADOW CREEK	
County	LINCOLN	Town/City/Village	SCHLEY
Design Spec.	AASHTO 1989	Load	Const. WI "89"
Designed By	RJR	Checked	JNB
Drawn By	RLR	Plans Checked	RLR
Approved	State Bridge Engineer		
Date			
OVERLAY			SHEET 1 OF 1
			X