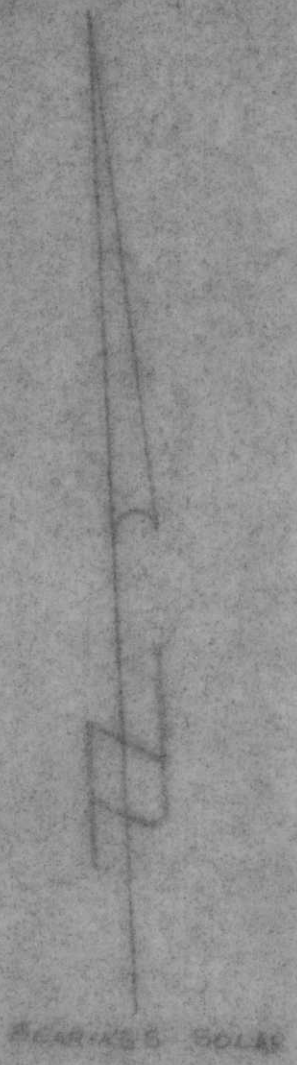








W 1/4 Cor. 2
SEC 1

Part of the
NW 1/4 of the SW 1/4
SECTION 1
T. 35 N., R. 4 E.
Town of Somo
Lincoln County, Wis.

W 1/4 SW Cor. 2
SEC 1




LEGEND

-  2" IRON PIPE WITH 5-15" CAP FOUND IN PLACE
-  2" X 2" X 18" IRON PIN FOUND IN PLACE
-  1/4" IRON ROD SET THIS SURVEY
-  1/4" IRON PIPE SET THIS SURVEY
-  DENOTES BUILDINGS

S87A

RECEIVED AT LINCOLN COUNTY
COURTHOUSE THIS 21 DAY
OF June 19 85
Pat Reiche
TAX DESCRIPTION OFFICE

TIMBERLAND SURVEYORS INC TOMAHAWK WIS.	
SURVEY FOR NORMAN BASHOR ROUTE 4 TOMAHAWK, WIS.	
	DATE <u>22 Dec 83</u> DWN. BY <u>L.J.S.</u> SCALE <u>1"=500'</u>
	REVISED _____ BY _____
	REVISED _____ BY _____
DWG. NO. <u>42</u>	