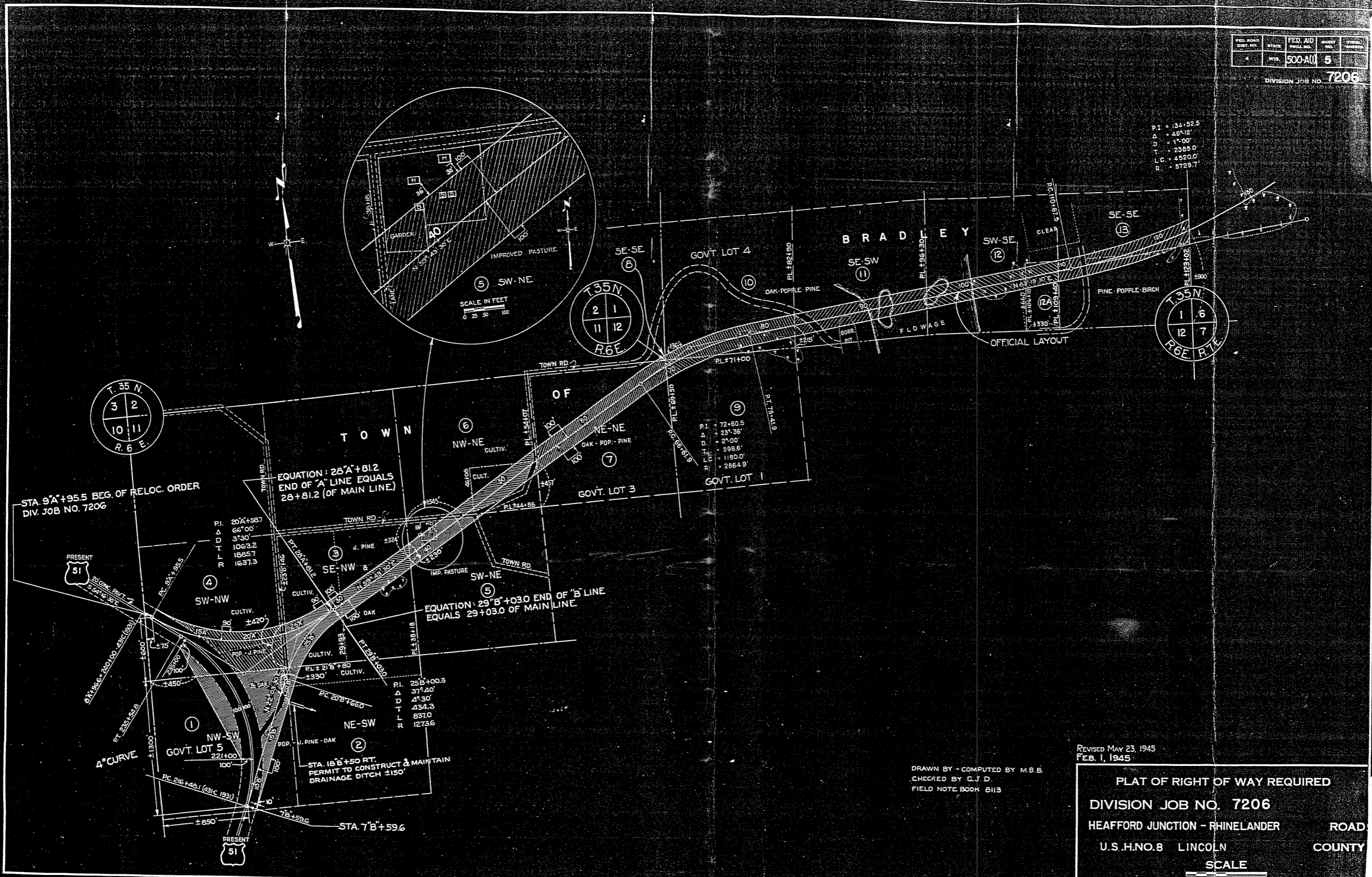
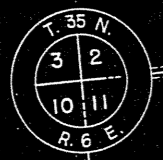
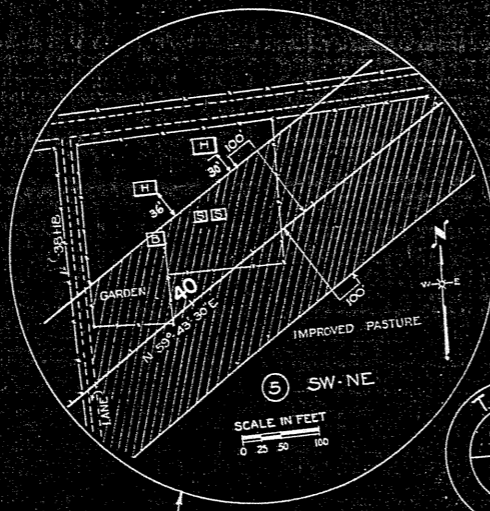


FED. ROAD DIST. NO.	STATE	FED. AID PROJ. NO.	SHEET NO.	TOTAL SHEETS
4	W.V.	500-A(1)	5	

DIVISION JOB NO. 7206

PI = 134.52.5
 Δ = 45°12'
 D = 1°00'
 T = 2385.0'
 L.C. = 4520.0'
 R = 5729.7'



STA. 9A+95.5 BEG. OF RELOC. ORDER
 DIV. JOB NO. 7206

EQUATION: $28^{\circ}A+81.2$
 END OF 'A' LINE EQUALS
 $28+81.2$ (OF MAIN LINE)

EQUATION: $29^{\circ}B+030$ END OF 'B' LINE
 EQUALS $29+030$ OF MAIN LINE

STA. 18B+50 RT.
 PERMIT TO CONSTRUCT & MAINTAIN
 DRAINAGE DITCH ±150'

DRAWN BY - COMPUTED BY M.B.B.
 CHECKED BY C.J.D.
 FIELD NOTE BOOK 5113

REVISED MAY 23, 1945
 FEB. 1, 1945

PLAT OF RIGHT OF WAY REQUIRED
 DIVISION JOB NO. 7206
 HEAFFORD JUNCTION - RHINELANDER ROAD
 U.S.H.NO.8 LINCOLN COUNTY
 SCALE
 0 400 800'