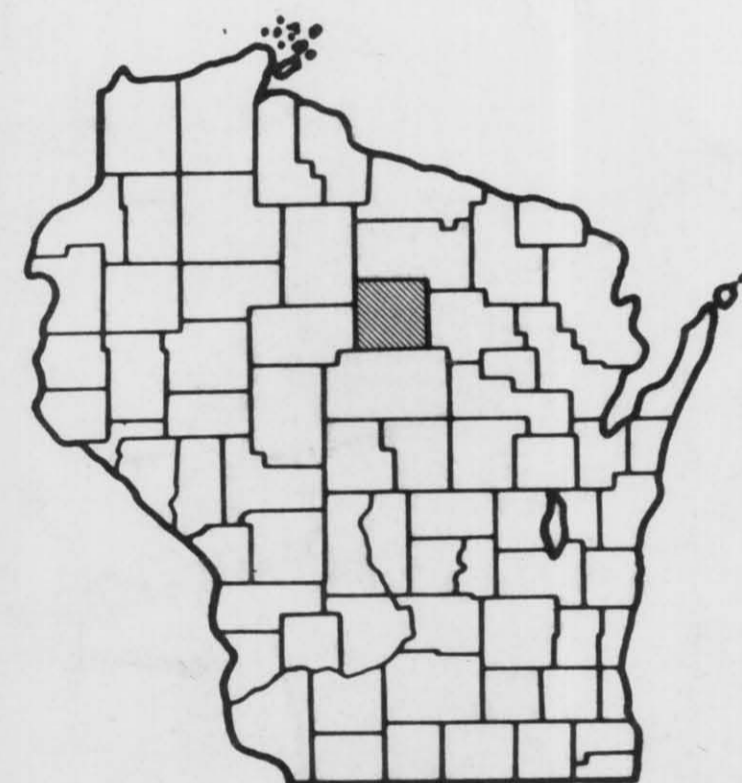


BASE	OVERLAY	DRG NO.

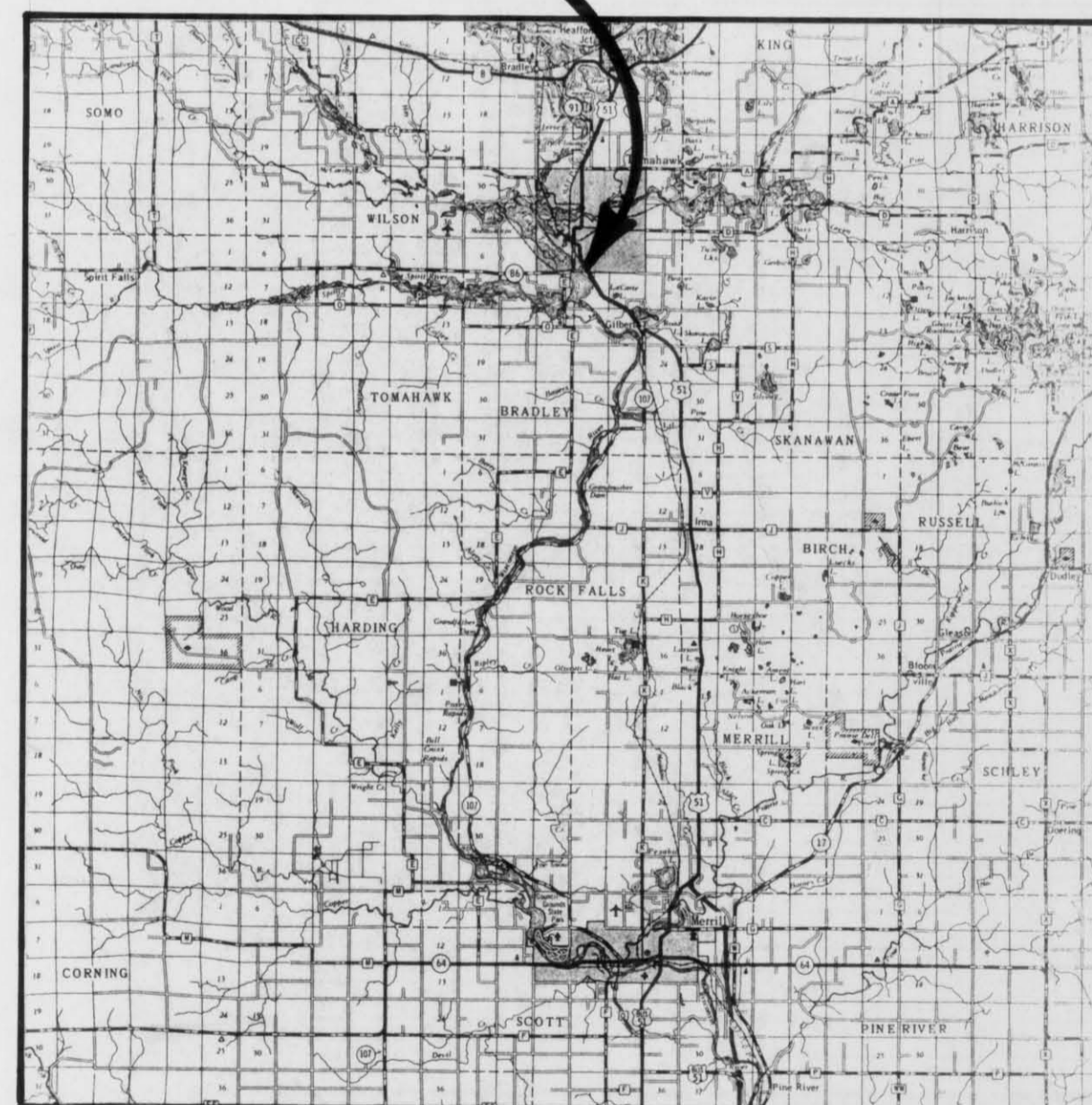
LINCOLN COUNTY

VEHICLE STORAGE ADDITION

TOMAHAWK, WISCONSIN



PROJECT LOCATION



DRAWING INDEX

ARCHITECTURAL

- C1 COVER SHEET
- A1 SITE DEVELOPMENT PLAN
- A2 FLOOR PLAN
- A3 FINISH SCHEDULE DOOR SCHEDULE
- A4 BUILDING ELEVATIONS
- A5 BUILDING SECTIONS
- A6 TYPICAL WALL SECTIONS
- A7 ROOF PLAN AND DETAILS

STRUCTURAL

- S1 FOUNDATION PLAN
- S2 ROOF FRAMING PLAN

PLUMBING

- P1 PLUMBING PLAN


MECHANICAL

- HV1 HEATING VENTILATION

ELECTRICAL

- E1 ELECTRICAL PLAN

HEATING AND VENTILATING
BUILDING PLANS
Conditionally
APPROVED
 DEPARTMENT OF INDUSTRY, LABOR AND HUMAN RELATIONS
Ellis P. Her
 SEE CORRESPONDENCE
 SEP 19 1988
 Plan # 88-08-0589-B



ADDITION AREA 5,600 S.F.
 ADDITION VOLUME 119,280 C.F.
 TOTAL FACILITY AREA 13,600 S.F.

NO.	BY	DATE	REVISIONS	ITEM	DESIGN	CHECKED



LINCOLN COUNTY
 VEHICLE STORAGE ADDITION
 TOMAHAWK, WISCONSIN

COVER SHEET

FILE NO. 89003	C1
DATE AUG. 88	