
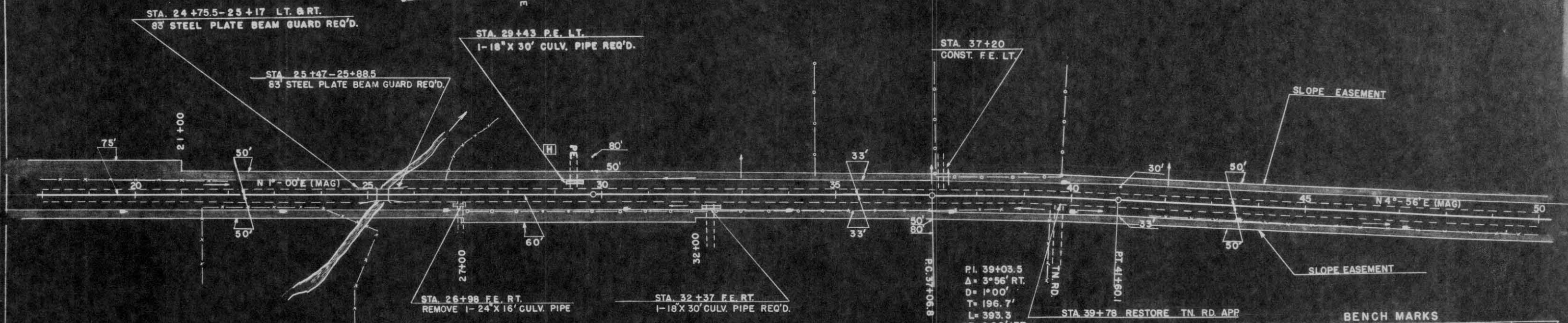


S.P.R. DIVISION	PROJECT	SHEET NUMBER	TOTAL SHEETS
4	S0570(7)	4	44
	50570(8)		4-10



DATE 5-57
 D.C.S.
 P.A.R. & D.L.J.
 PLAN
 CHECKED BY
 DESIGNED BY
 DRAWN BY
 IBM

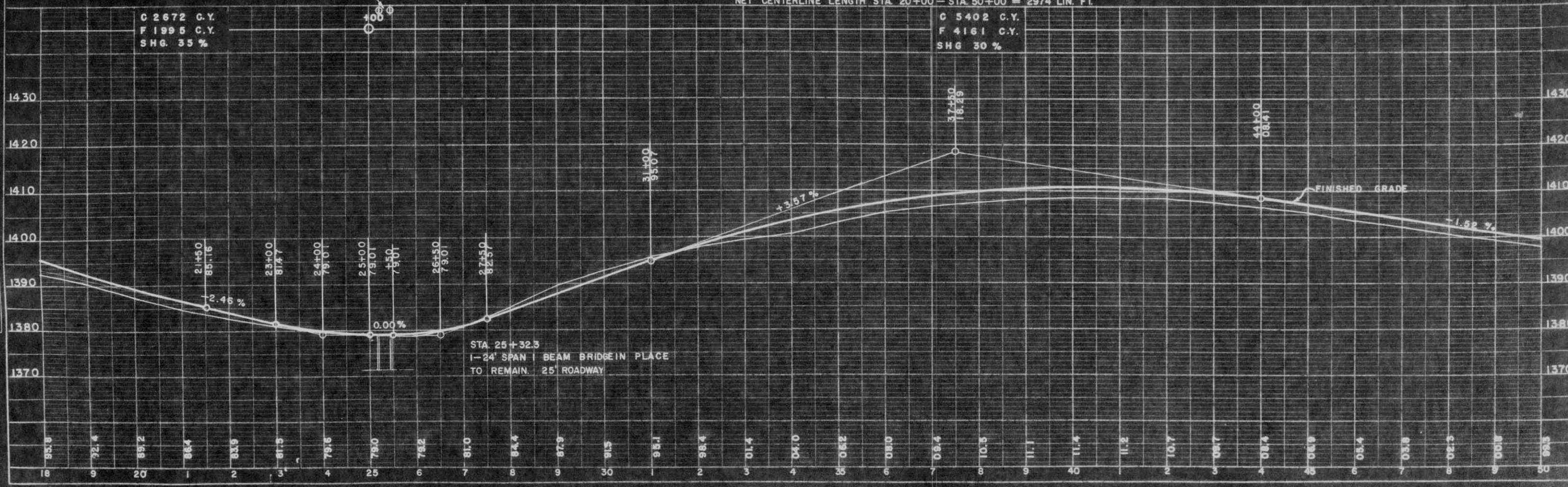


BENCH MARKS

NO.	STATION	DESCRIPTION	ELEV.
2	20+20	SPIKE IN 15" HEMLOCK 60' LT.	1391.96
3	37+25	SPIKE IN 12" ELM 75' RT.	1410.75
4	47+90	SPIKE IN 10" BASSWOOD 50' RT.	1402.77

STA. 25+190-25+450 = 260 LIN. FT. EXCEPTION TO NET CENTERLINE LENGTH (BRIDGE)

NET CENTERLINE LENGTH STA. 20+00 - STA. 50+00 = 2974 LIN. FT.



DATE 5-57
 D.C.S.
 PROFILE
 CHECKED BY
 DESIGNED BY
 DRAWN BY
 IBM