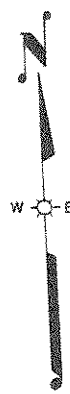
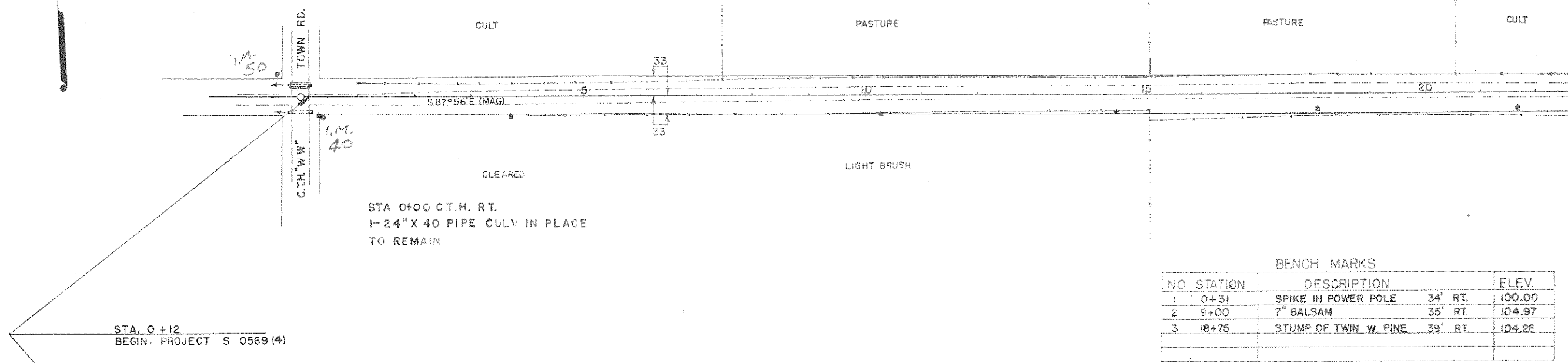


BPR DIVISION	PROJECT	SHEET NUMBER	TOTAL SHEETS
5 N	S 0569(4)	3	36



STA 0+00 ENTRANCE LT.
REMOVE 1-18" X 32' C.G.S.M. PIPE CULVERT
1-24" X 34' PIPE CULV. REQD.

STA 0+00 C.T.H. RT.
1-24" X 40 PIPE CULV IN PLACE
TO REMAIN

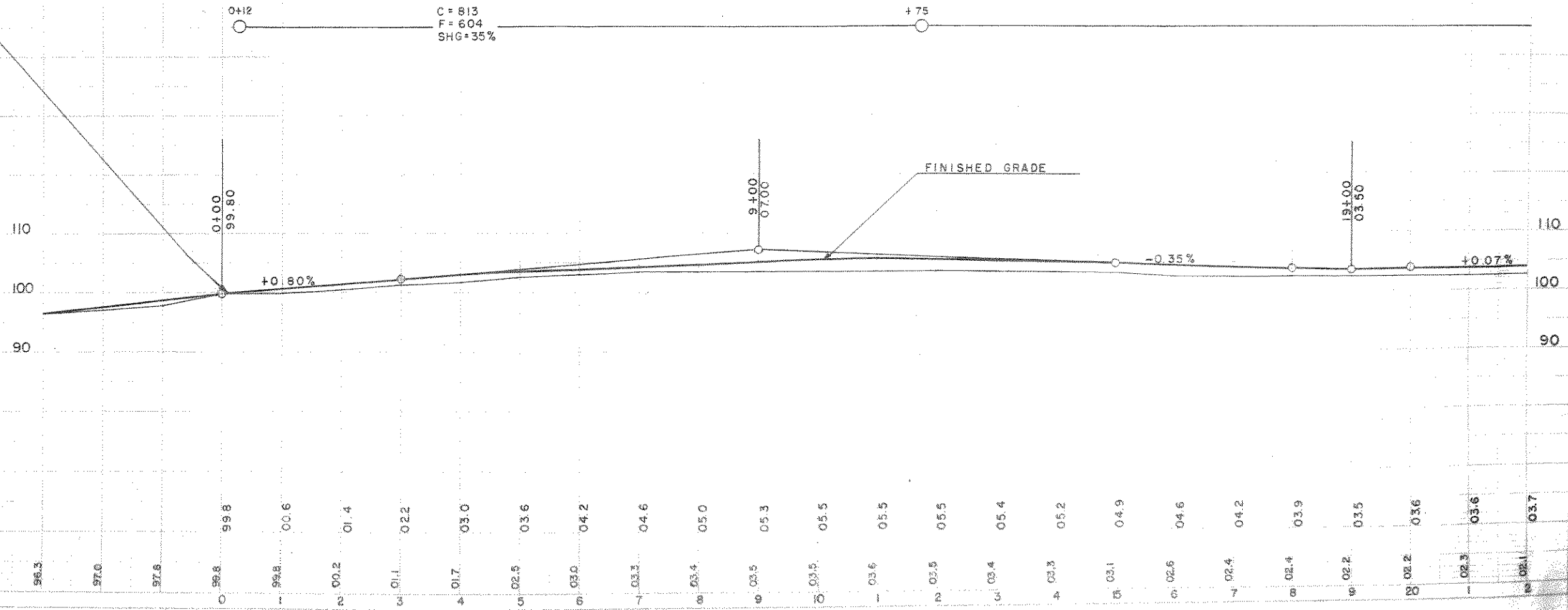


BENCH MARKS

NO	STATION	DESCRIPTION		ELEV.
1	0+31	SPIKE IN POWER POLE	34' RT.	100.00
2	9+00	7" BALSAM	35' RT.	104.97
3	18+75	STUMP OF TWIN W. PINE	39' RT.	104.28

STA. 0+12
BEGIN. PROJECT S 0569 (4)

NET CENTERLINE LENGTH STA. 0+12 TO STA. 20+00 = 1988 LIN. FT.



PLAN
DATE: 11/22/00
SCALE: 1"=40'

PROFILE
DATE: 11/22/00
SCALE: 1"=40'