

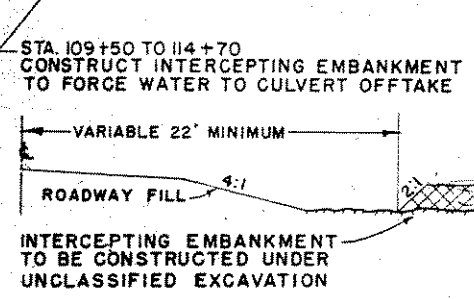
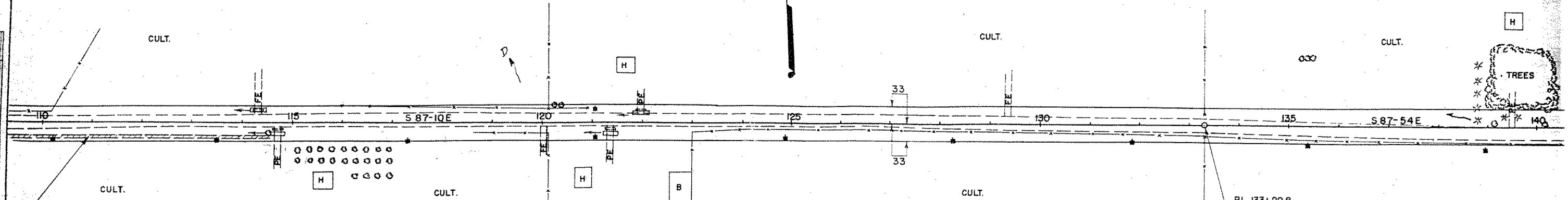
BPR DIVISION	PROJEC
5 N	S 0569

STA. 114+30 FE. LT.
REMOVE 1-18" X 22' CGSM. PIPE CULV.
1-18" X 28' PIPE CULV. REQD.

STA. 122+00 PE. LT.
REMOVE 1-15" X 20' CGSM. PIPE
1-18" X 28' PIPE CULV. REQD.

STA. 139+49 PE.
REMOVE 1-15" X 16'
NO CULV. REQD.

PLAN
SURVEYED
PLOTTER
NOTE BOOK
NO. 00000
DATE
2/28
2/28
BY
2/28
2/28
CHECKED
2/28
2/28



STA. 114+70 PE. RT.
REMOVE 1-18" X 22' CGSM. PIPE CULV.
1-24" X 26' PIPE CULV. REQD.

STA. 121+35 PE. RT.
REMOVE 1-18" X 22' CGSM. PIPE CULV.
1-24" X 26' PIPE REQD.

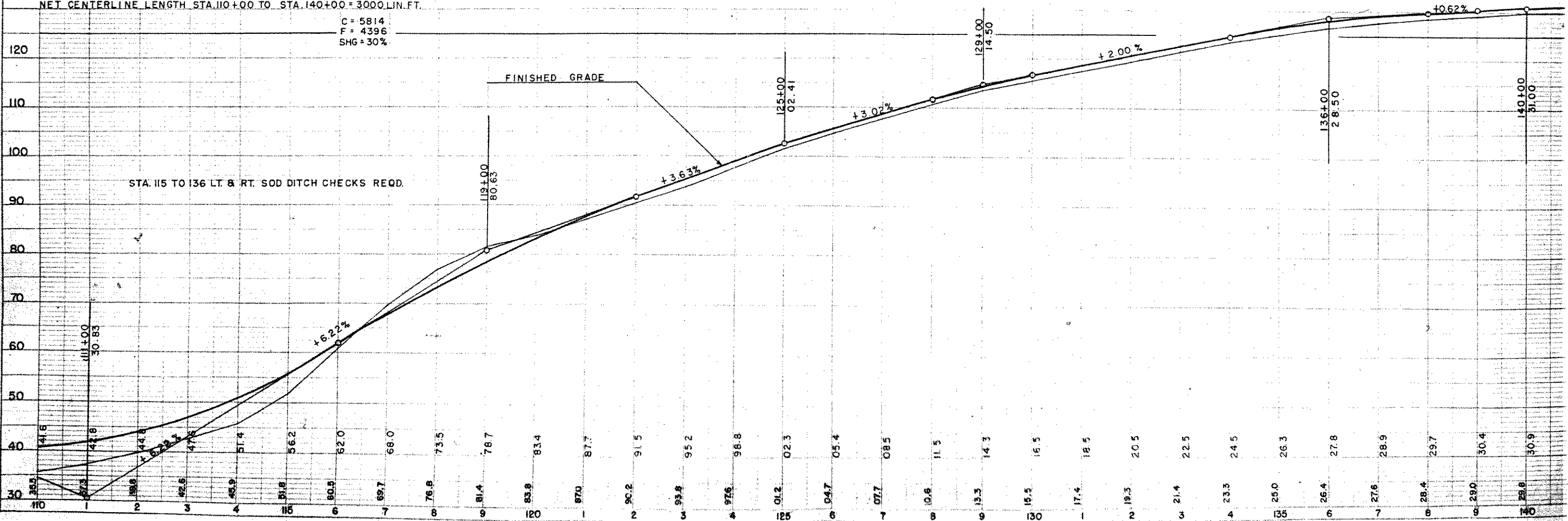
PI 133+29.8
 $\Delta = 0^\circ 44' \text{ LT.}$

BENCH MARKS

NO	STATION	DESCRIPTION
13	115+50	10" ELM 40' RT.
14	121+25	12" PINE 70' RT.
15	133+70	8" ELM 45' RT.

NET CENTERLINE LENGTH STA. 110+00 TO STA. 140+00 = 3000 LIN. FT.

C = 5814
F = 4396
SHG = 30%



PROFILE
SURVEYED
PLOTTER
NOTE BOOK
NO. 00000
DATE
2/28
2/28
BY
2/28
2/28
CHECKED
2/28
2/28