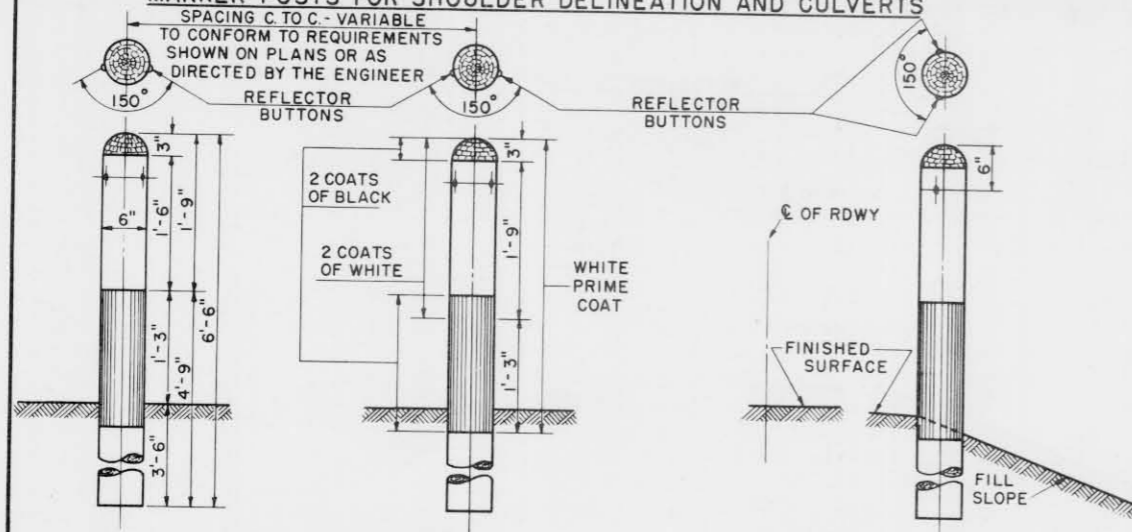


**MARKER POSTS FOR SHOULDER DELINEATION AND CULVERTS**



**ELEVATION SHOWING SPACING**

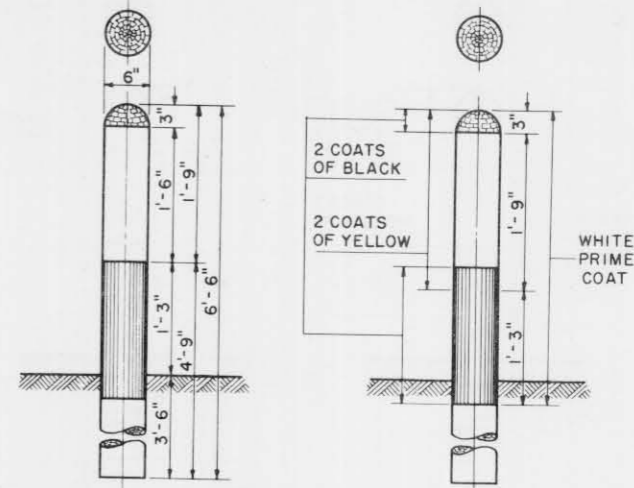
SPACING C. TO C. - VARIABLE TO CONFORM TO REQUIREMENTS SHOWN ON PLANS OR AS DIRECTED BY THE ENGINEER

SPACING OF MARKER POSTS FOR VARYING LENGTHS OF SHOULDER TO BE PROTECTED

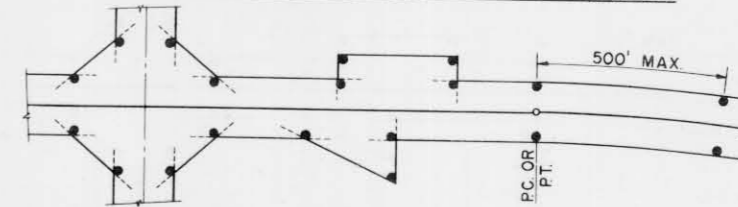
100 FT. TO 500 FT. .... 50 FT.  
 500 FT. OR MORE ..... 100 FT.  
 SEE MISCELLANEOUS QUANTITY SHEET OF PLANS

**ELEVATION SHOWING LOCATION ON ROAD SHOULDER**

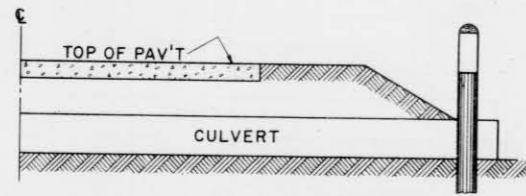
**MARKER POSTS FOR RIGHT OF WAY**



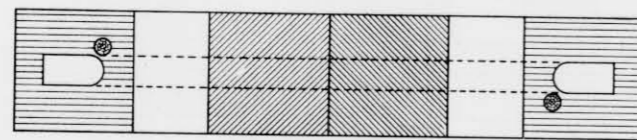
**ELEVATION SHOWING SETTING AND PAINTING**



**TYPICAL PLAN SHOWING LAYOUT OF POSTS**



**SECTION WITH CULVERT MARKER**



**PLAN SKETCH**

**CONSTRUCTION NOTES**

REFLECTOR BUTTONS SHALL BE SIZE NO.1 CRYSTAL, COMPLETE WITH CLIP FOR WOOD MOUNTING. DRILL MOUNTING HOLE TO FIT BUTTON (GENERALLY 1/8 DIAMETER).

MARKER POST AS CULVERT MARKER TO BE PLACED AT BOTH ENDS OF CULVERT ON NEAR SIDE OF CULVERT. NO REFLECTOR BUTTON REQUIRED.

**CONSTRUCTION NOTES**

RIGHT OF WAY MARKER POSTS SHALL BE ERECTED IN ADVANCE OF GRADING OPERATIONS.  
 POSTS MAY BE SHAPED AND PAINTED PRIOR TO SETTING. ANY DAMAGE TO PAINT SURFACE DURING ERECTION MUST BE TOUCHED UP BEFORE ACCEPTANCE.  
 THE POSTS SHALL BE PLACED AT THE OUTER LIMITS OF THE HIGHWAY BUT ENTIRELY WITHIN THE R/W, AND SHALL BE SO PLACED THAT THE OUTER

EDGE OF THE POST WILL BE TANGENT TO THE R/W LINE OR LINES EXTENDED.  
 THE EXACT LOCATION SHALL BE STAKED IN THE FIELD BY THE ENGINEER.

**GENERAL NOTES**

DETAILS FOR THIS ITEM SHALL CONFORM TO THE PERTINENT REQUIREMENTS OF THE STANDARD SPECIFICATIONS AND THE APPLICABLE SPECIAL PROVISIONS.

**MARKER POSTS**

STATE HIGHWAY COMMISSION OF WISCONSIN

RECOMMENDED FOR APPROVAL:

DATE 4/17/52 *As Blue*  
 CONSTRUCTION ENGINEER

APPROVED:  
 DATE 4/17/52 *P. J. Kellie*  
 STATE HIGHWAY ENGINEER

DRAWN LJD  
 CHECKED