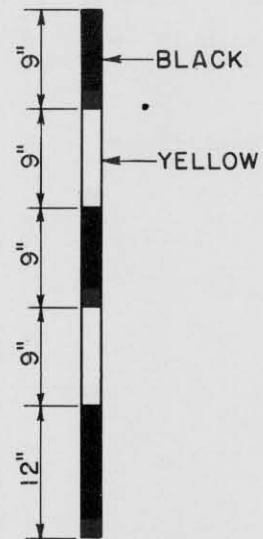

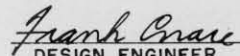

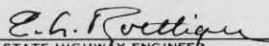


SECTION OF SNOW FENCE TO BE PAINTED ALTERNATELY BLACK AND YELLOW AS SHOWN BELOW.
 LENGTH TO BE SUFFICIENT TO REACH FROM TOE OF THE BACKSLOPE TO TOE OF THE BACKSLOPE.
 PROVIDE SUFFICIENT NUMBER OF INTERMEDIATE POSTS TO ADEQUATELY SUPPORT THE FENCE.

STANDARD "ROAD CLOSED" SIGN (W.H.C.- NO. R-15) TO BE ERECTED ON FENCE AT THE TOP ON
 THE CENTERLINE OF ROAD. SIGN WILL BE FURNISHED BY COMMISSION.



DETAIL SHOWING METHOD OF STRIPING
 FOR 4' SNOW FENCE.

STATE HIGHWAY COMMISSION OF WISCONSIN	
CONSTRUCTION BARRICADE	
RECOMMENDED FOR APPROVAL:	
 DESIGN ENGINEER	
 CONSTRUCTION ENGINEER	
APPROVED:-	
DRAWN <u>HM</u>	OCT. 1, 1945 
CHECKED <u>WHG</u>	DATE STATE HIGHWAY ENGINEER