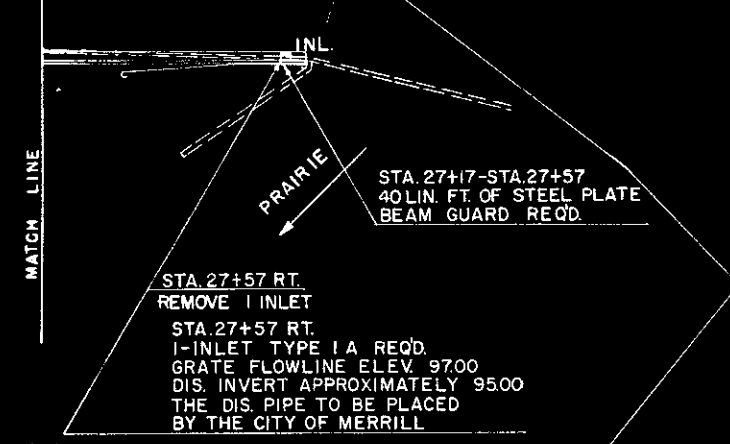
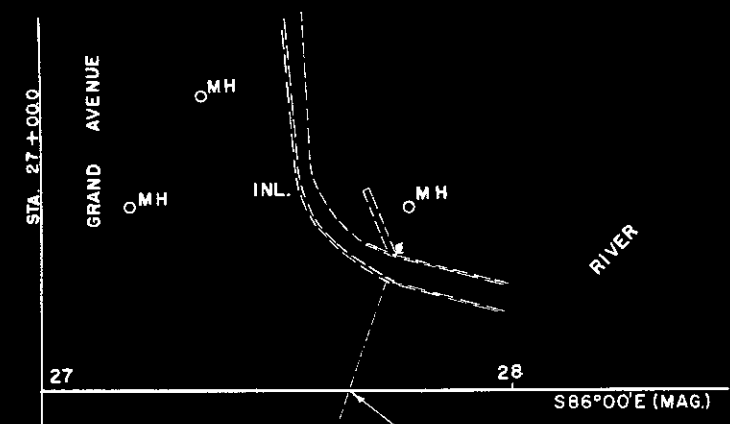


N

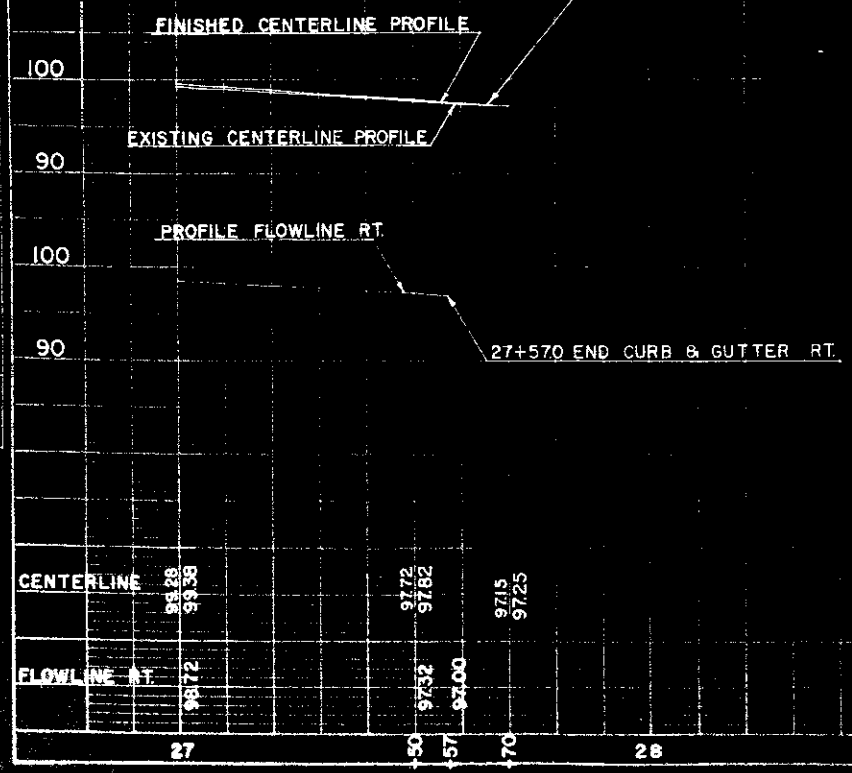


END PROJ. T013(4)
STA. 27+65.0

PLAN SCALE 1" = 20'

NET CENTERLINE LENGTH STA. 27+00-27+65.0 = 65.0 LIN. FT.

PROFILE SCALE VERT. 1" = 10'
HORZ. 1" = 20'



DATE 3-50
BY M. HESS
M.H.E.R.D.
SURVEYED, PLOTTED, AND CHECKED BY M.H.E.R.D.
NO. 1018M

DATE 3-50
BY M.H.E.R.D.
M.H.E.R.D.
SURVEYED, PLOTTED, AND CHECKED BY M.H.E.R.D.
NO. 1018M