

INDEX OF SHEETS

Sheet No. 1	Title
Sheet No. 2-2.6	Typical Sections and Details
Sheet No. —	Estimate of Quantities
Sheet No. 3A	Miscellaneous Quantities
Sheet No. 4-4.2	Right of Way Plat
Sheet No. 5	Plan and Profile
Sheet No. 6-6.18	Standard Detail Drawings
Sheet No. —	Sign Plates
Sheet No. 8-8.11	Structure Plans
Sheet No. 9	Computer Earthwork Data
Sheet No. 9.1-9.10	Cross Sections

TOTAL SHEETS = 55

# STATE OF WISCONSIN DEPARTMENT OF TRANSPORTATION

## PRAIRIE RIVER BRIDGE & APPROACHES

### S.T.H. 17 LINCOLN COUNTY

STATE PROJECT	FEDERAL PROJECT	
	PROJECT	CONTRACT
9031-09-70		

METRIC  
PROJECT

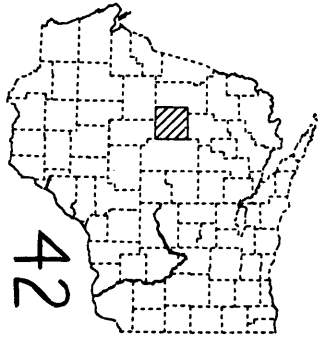
STATE PROJECT NUMBER  
9031-09-70

PLOT SCALE:

PLOT NAME:

LINCOLN

REV. DATE: 02-08-95



BEGIN PROJECT  
STA. 24+505.969 @ STH 17

X = 641,860.168m  
Y = 166,891.884m

END PROJECT  
STA. 25+100 @ STH 17

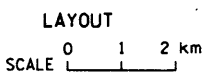
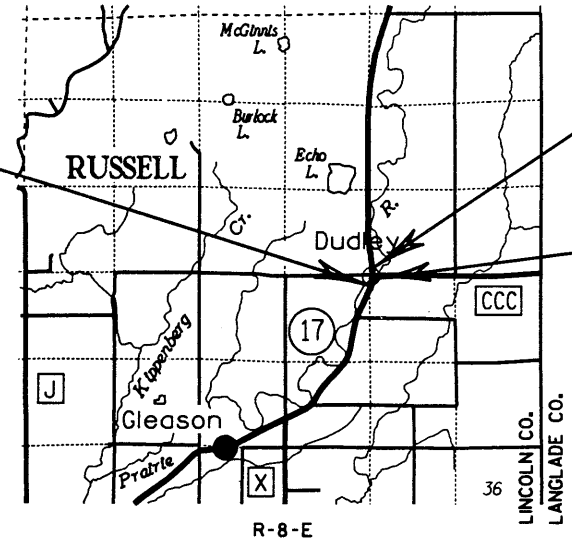
STRUCTURE B-35-0101  
STA. 24+753

DESIGN DESIGNATION

A.D.T. 1997	=	2,500
A.D.T. 2017	=	3,200
D.H.V.	=	522
D.	=	60/40
T.	=	5.7%
DESIGN SPEED	=	100km/h
ESALS	=	642,400

CONVENTIONAL SYMBOLS

COUNTY LINE		COMBUSTIBLE FLUIDS	
CORPORATE LIMITS		UNDERGROUND UTILITIES	
PROPERTY LINE		GAS	
LOT LINE		ELECTRIC	
LIMITED EASEMENT		TELEPHONE OR TELEGRAPH	
EXISTING RIGHT OF WAY		SERVICE PEDESTAL	
PROPOSED OR NEW R/W LINE		CABLE MARKER	
SURVEY LINE		POWER POLE	
SLOPE INTERCEPT		TELEPHONE POLE	
ORIGINAL GROUND		RAILROAD	
MARSH OR ROCK PROFILE		MARSH AREA	
EXISTING CULVERT		WOODED OR SHRUB AREA	
PROPOSED CULVERT (Box or Pipe)		SILT FENCE	
CULVERT (Profile View)		SILT SCREEN	



TOTAL NET LENGTH OF CENTERLINE = 0.598 km RURAL

COORDINATES ON THIS PLAN ARE REFERENCED TO THE WISCONSIN COORDINATE SYSTEM, CENTRAL ZONE. COORDINATE DATA IS NAD 1983 (1991).

COORDINATES ARE BASED ON NATIONAL GEODETIC VERTICAL DATUM 1929 ADJUSTMENT (NGVD 29).



STATE OF WISCONSIN DEPARTMENT OF TRANSPORTATION	
PREPARED BY	
Surveyor	JACK R. WALLIN
Designer	MICHAEL G. GRACE
District Examiner	WILLIAM E. STEIN
District Supervisor	DAVID D. KIRCHER
Proj. Dev. Engineer	J. D. WHALEN
C. O. Examiner	N. R. APPELST

APPROVED FOR DISTRICT OFFICE	
DATE: 5/17/96	
	(Signature)
AUTHORIZED FOR CENTRAL OFFICE DESIGN	
DATE: 10-30-96	
	(Signature)

9031-9-70  
(9031-09-00)

DOTVJS  
Jaw