

BENCHMARK DESCRIPTION	STATE PROJECT NUMBER	SHEET NO.
TOP OF WING 3 STRUCTURE B-35-4	119.1	

DESIGN DATA

LIVELOAD
 INVENTORY RATING : HS-14
 OPERATIONAL RATING : HS-23
 MAX. STANDARD PERMIT VEHICLE LOAD = 145 KIPS
 ALLOWABLE DESIGN STRESSES:
 CONCRETE MASONRY OVERLAY $f_c' = 4,000$ P.S.I.
 EXISTING BAR STEEL
 REINFORCEMENT, GRADE 40 $f_y = 40,000$ P.S.I.

GENERAL NOTES

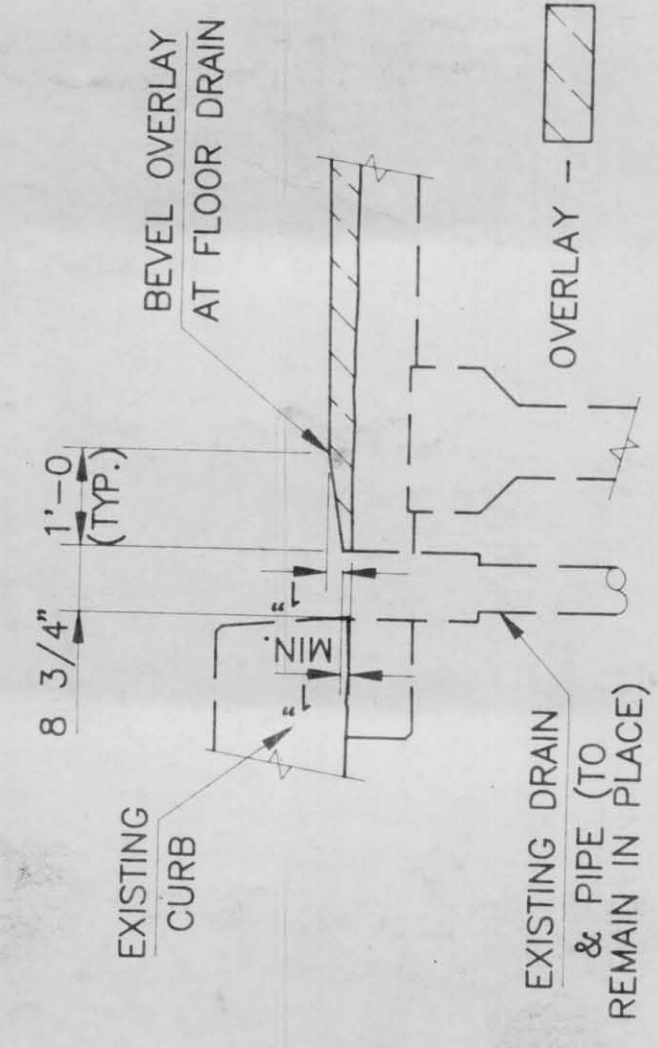
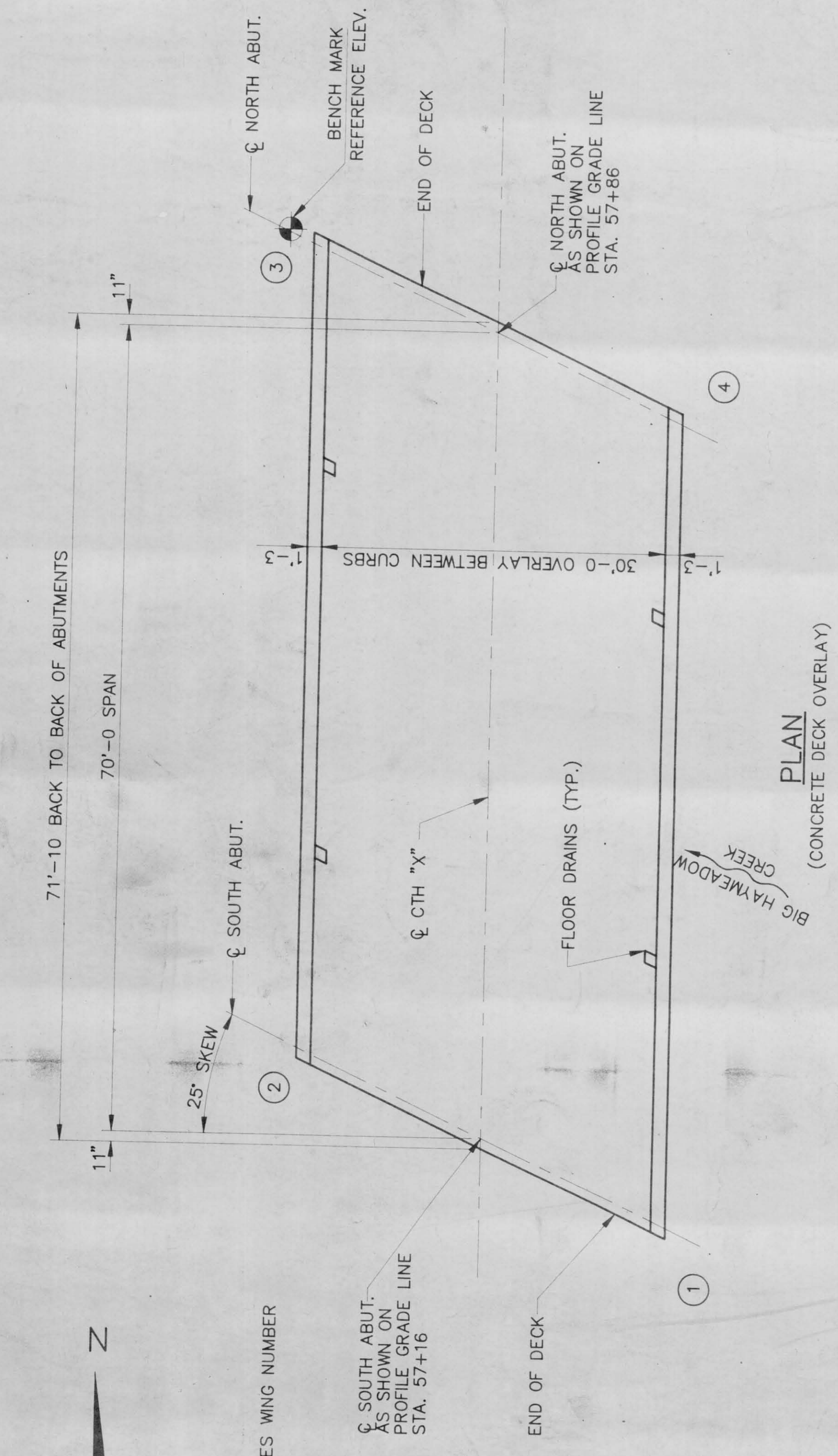

DRAWINGS SHALL NOT BE SCALED.
 ALL DIMENSIONS SHOWN ARE BASED ON ORIGINAL PLANS; THEREFORE PRIOR TO THEIR ACCEPTANCE THE CONTRACTOR SHALL FIELD VERIFY. THE BENCHMARK ELEVATION AND EXISTING PROFILE GRADE LINE ELEVATIONS AT THE ABUTMENTS ARE BASED ON THE ORIGINAL PLANS. THE CONTRACTOR SHALL NOTIFY THE ENGINEER UPON COMPLETION OF PREPARATION, DECKS AND CLEANING, DECKS IN ORDER TO VERIFY THE FINAL GRADELINE.

TOTAL ESTIMATED QUANTITIES

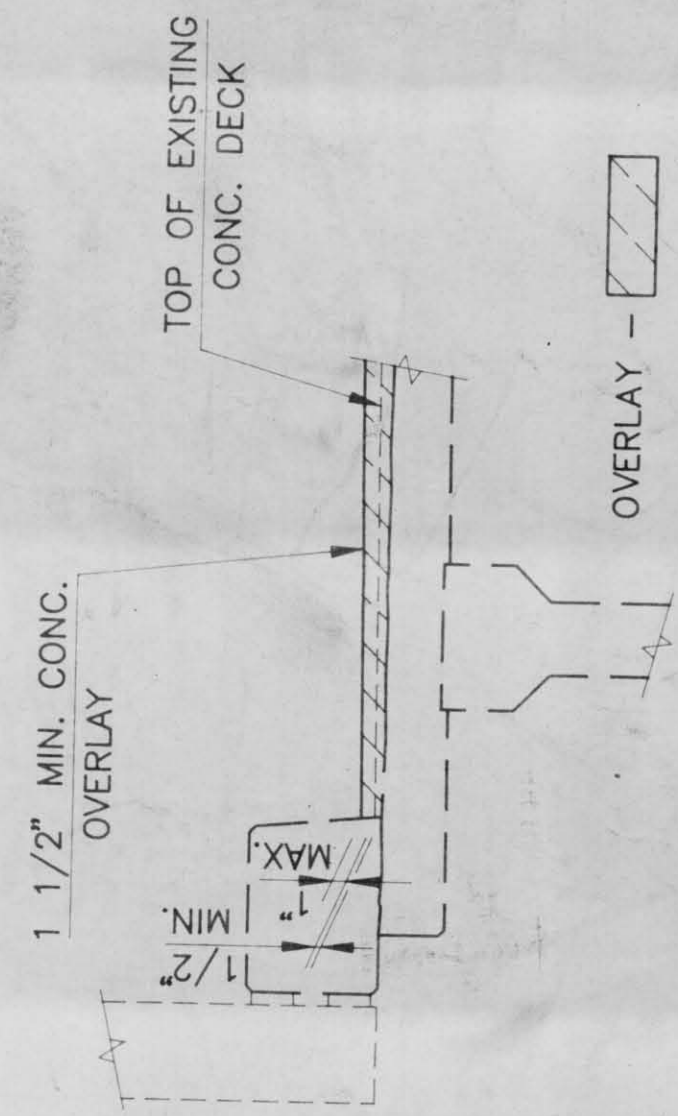
PROTECTIVE SURFACE TREATMENT _____ 10 GAL.
 PREPARATION, DECKS _____ 100 S.Y.
 CLEANING, DECKS _____ 240 S.Y.
 FULL-DEPTH DECK REPAIR _____ 5 S.Y.
 CONCRETE MASONRY, OVERLAY, DECKS _____ 25 C.Y.

LIST OF DRAWINGS

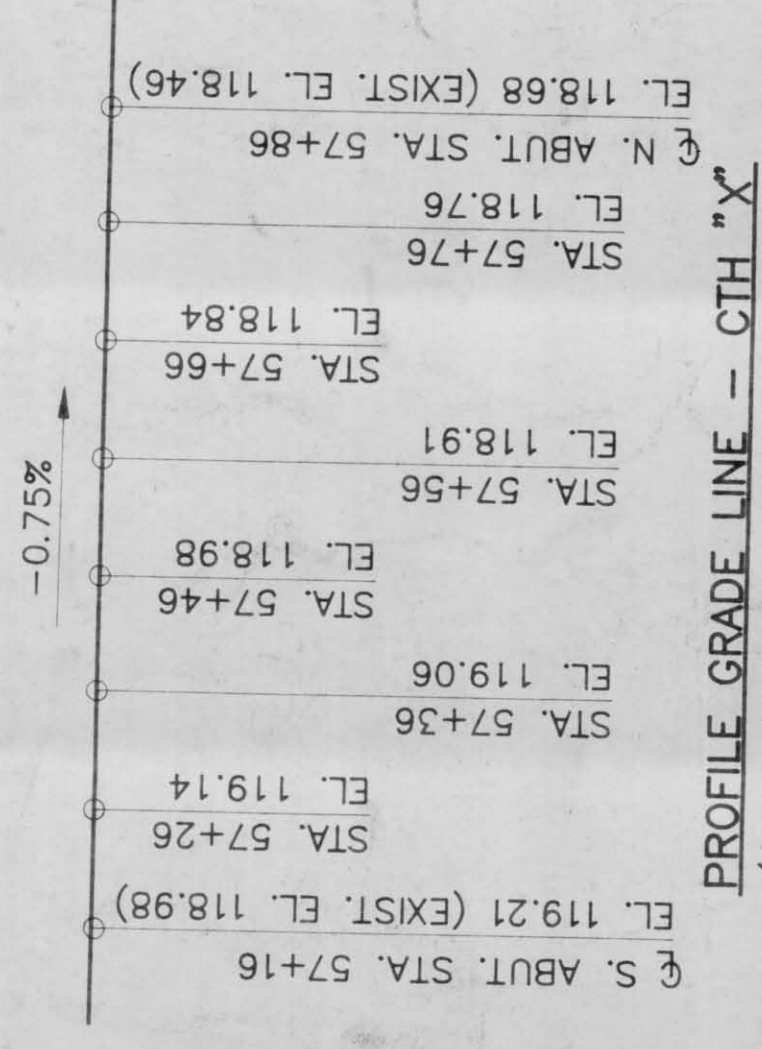
1. OVERLAY



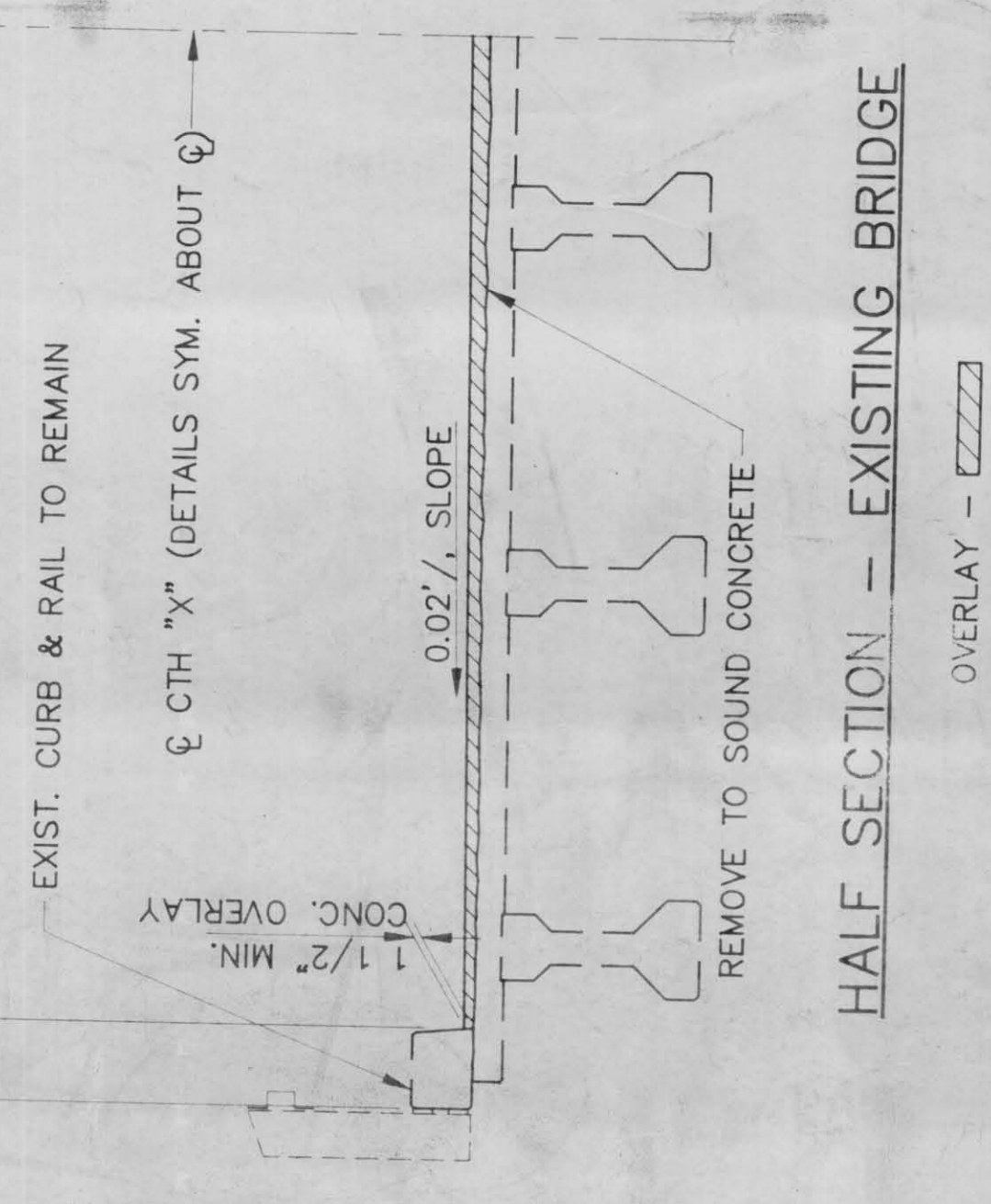
FLOOR DRAIN DETAIL



MINIMUM DECK REMOVAL DETAIL
 GRADE LINE BASED ON ORIGINAL PLAN & 1/2\"/>



PROFILE GRADE LINE - CTH "X"
 (AVG. OVERLAY THICKNESS 2 3/8")
 VARIATIONS TO THE NEW GRADE LINE OVER 1/4" MUST BE SUBMITTED FOR REVIEW BY THE BRIDGE OFFICE.



HALF SECTION - EXISTING BRIDGE

OVERLAY DETAIL

ELANS PREPARED BY		MID-STATE ASSOCIATES, INC. 1230 S. BLVD., BARABOO, WI. 53913	
STATE OF WISCONSIN DEPARTMENT OF TRANSPORTATION DIVISION OF HIGHWAYS		STRUCTURE B-35-4	
County	LINCOLN	Over/Under	OVER
Design Spec.	AASHTO 1989	Const. Spec.	WI "89"
Designed By	RJR	Checked	JNB
Drawn By	RLR	Plans Checked	RLR
Approved	State Bridge Engineer		
No.	Date	Revision	By
OVERLAY			