B.P.R. DIVISION	PROJECT	SHEET NO.	TOTAL SHEET
4		5	

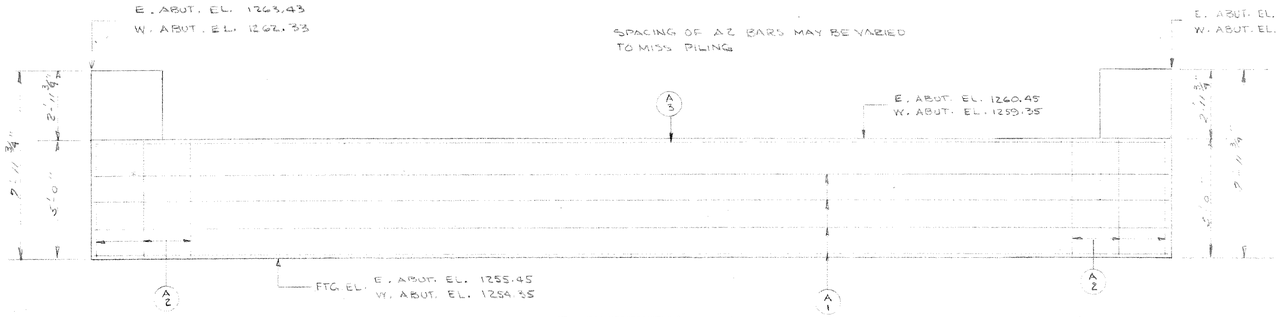

ELEVATION

PILING NOT SHOWN

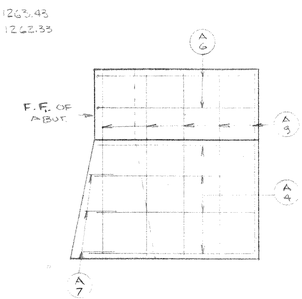

WING ELEVATION

BILL OF BARS

2472#

DIMENSIONS IN BENDING DETAILS ARE OUT TO OUT

POUR	MARK	NO.	SIZE	LENGTH	SPACING	LOCATION	DET
ABUTMENTS	A1	40	4	42'-0"	SHOWN	LONG. BODY	
	A2	84	4	8'-0"	2-0	BODY STIRRUPS	A
	A3	4	6	42'-0"	SHOWN	LONG. TOP OF BODY	
	A4	16	4	6'-9"	1-6	WINGS HORIZ. F.F.	
	A6	8	4	9'-0"	1-6	WING 2 " F.F	B
	A9	12	4	3'-0"	SHOWN	CORNER OF WINGS & BODY	B
	A8	24	4	7'-6"	1-6	WINGS VERT.	
	A10	16	4	7'-3"	1-6	WING 2 " B.F.	
	A11	84	5	3'-6"	1-0	DOWELS INTO SUPER.	

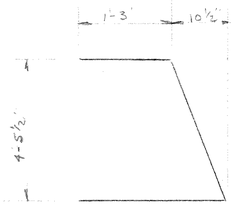

DETAIL "A"

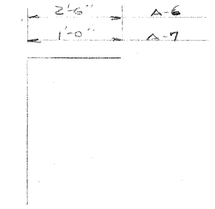

DETAIL "B"



PLAN

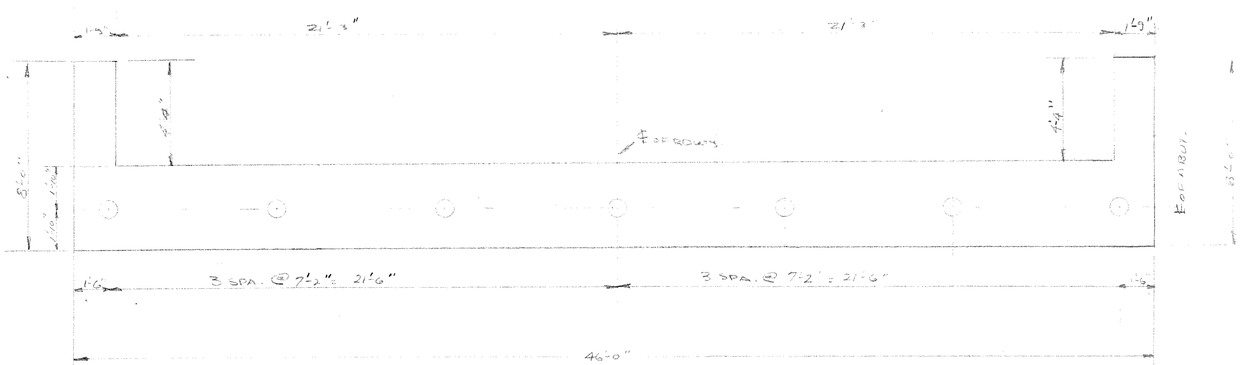

FOOTING PLAN

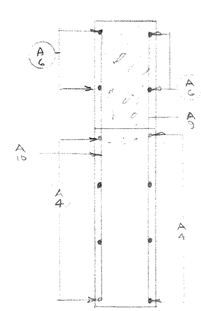

SECTION A2

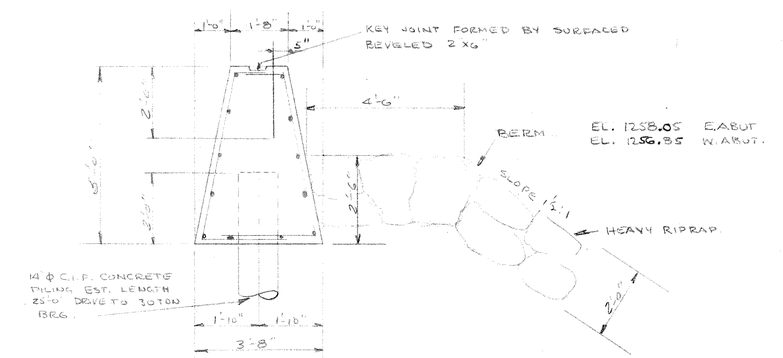

SECTION A3

CONTRACTOR MAY LEAVE PART OF OLD ABUTMENT IN PLACE BELOW WHERE SLOPE INTERSECTS THE OLD ABUTMENT.

REVISED	ABUTMENTS		
	DESIGN SPEC. AASHO 57	LOADING H20	CONST. SPEC. 1957
	DATE 5-6-62 DESIGN W.J.W.	DRAWN	CK'D W.J.W.
STRUCTURE B-35-12		SHEET 5	