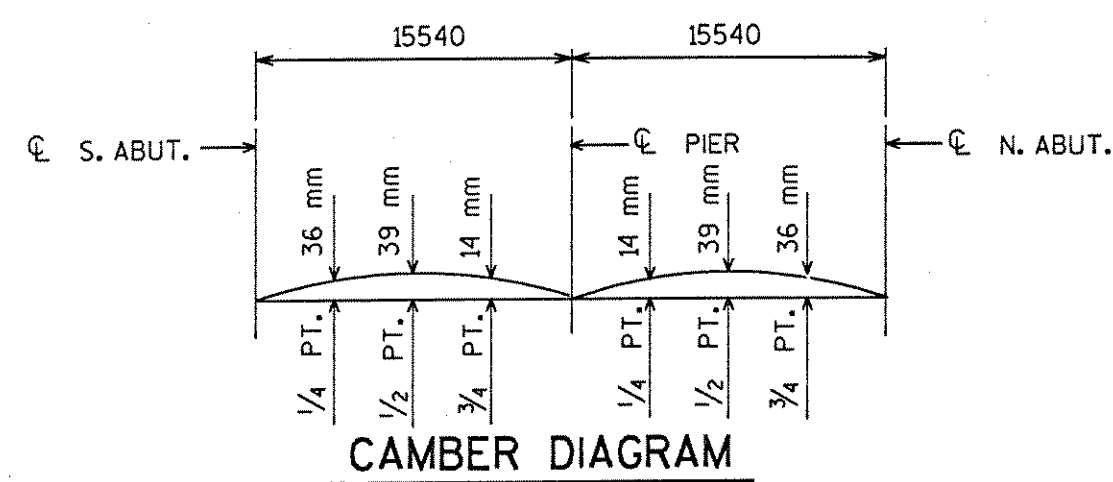
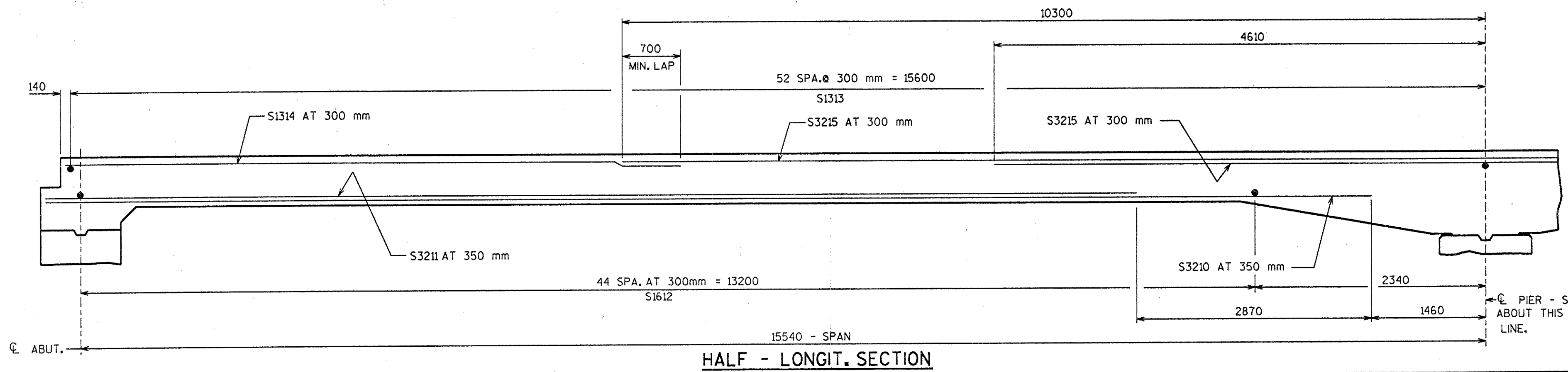
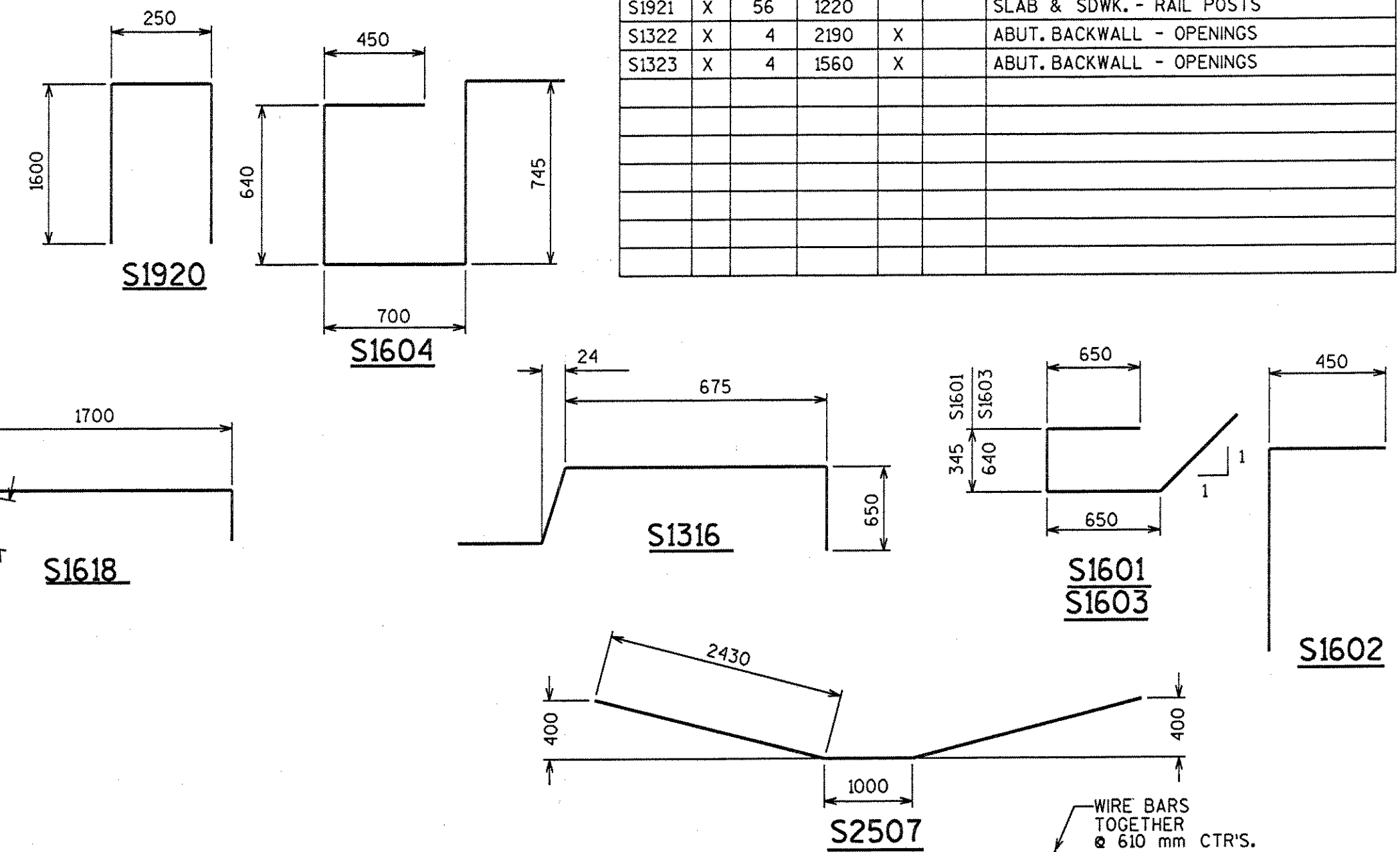


BILL OF BARS NOTE: THE FIRST TWO DIGITS OF THE BAR MARK SIGNIFIES THE BAR SIZE.

BAR MARK	COAT	NO. REQ'D.	LENGTH	BEND	BUN DLE	LOCATION
S1601	X	76	2145	X		ABUT. DETAIL - HORIZ.
S1602	X	76	1050	X		ABUT. DETAIL - VERT.
S1603	X	4	2440	X		ABUT. DETAIL - HORIZ.
S1604	X	6	2675	X		ABUT. DETAIL - HORIZ.
S1305	X	2	1400			ABUT. DETAIL - HORIZ.
S1606	X	6	12800			ABUT. DETAIL - HORIZ.
S2507	X	34	5860	X		PIER - HAUNCH - HORIZ.
S1308		NOT USED				
S1609	X	12	11800			PIER - HAUNCH - HORIZ.
S3210	X	80	14430	X		SLAB - BOT. - LONGIT.
S3211	X	66	11560			SLAB - BOT. - LONGIT.
S1612	X	90	11800			SLAB - BOT. - TRANS.
S1313	X	105	11800			SLAB - TOP - TRANS.
S1314	X	79	6090			SLAB - TOP - LONGIT.
S3215	X	79	14910			SLAB - TOP - LONGIT.
S1316	X	210	2065	X		SLAB - VERT. - SDWK.
S1317	X	71	1400			SDWK. - TRANS. - HORIZ.
S1618	X	210	1820	X		SDWK. - TRANS. - HORIZ.
S1319	X	52	8170			SDWK. - LONGIT.
S1920	X	28	3350	X		SLAB & SDWK. - RAIL POSTS
S1921	X	56	1220			SLAB & SDWK. - RAIL POSTS
S1322	X	4	2190	X		ABUT. BACKWALL - OPENINGS
S1323	X	4	1560	X		ABUT. BACKWALL - OPENINGS



CAMBER SPAN AS SHOWN TO PROVIDE FOR DEADLOAD DEFLECTION & FUTURE CREEP. THIS DOES NOT INCLUDE AN ALLOWANCE FOR FORM SETTLEMENT.



NO.	DATE	REVISION	BY
STATE OF WISCONSIN DEPARTMENT OF TRANSPORTATION DIVISION OF HIGHWAYS			
STRUCTURE B-35-103			
CONST. SPEC.	1996	DRAWN BY	B.W. PLANS CK'D.
SUPERSTRUCTURE DETAILS			SHEET 10

FILE= BR-B35103103SUP.DGN