

STATE OF WISCONSIN
DEPARTMENT OF TRANSPORTATION
PLAN OF PROPOSED IMPROVEMENT

STATE PROJECT	FEDERAL PROJECT	
	PROJECT	CONTRACT
9432-01-70	-	-

N. BR. PINE RIVER BRIDGE & APPROACHES

INDEX OF SHEETS

Sheet No. 1	Title
Sheet No. 2	Typical Sections and Details
Sheet No. 3-3.1	Estimate of Quantities
Sheet No. 2	Miscellaneous Quantities
Sheet No. -	Right of Way Plat
Sheet No. 5	Plan and Profile
Sheet No. 6-6.4	Standard Detail Drawings
Sheet No. -	Sign Plates
Sheet No. 8-8.5	Structure Plans
Sheet No. -	Computer Earthwork Data
Sheet No. 9-9.1	Cross Sections

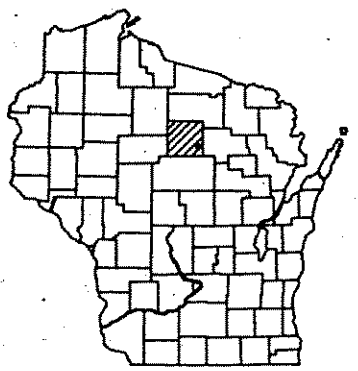
TOTAL SHEETS = 18

*Project Engineer: Donohue & Associates
Eugene Seidler, P.R.
Project Personnel: Indexed in Diary #*

C.T.H. "X"
LINCOLN COUNTY

*Contractor: Zenith Tech, Inc.
Subs: American Asphalt of Wis.
Rent-A-Flash of Wisconsin, Inc.
Time, Inc.
Hi Boom Erecting, Inc.
Merrill Gravel & Construction*

STATE PROJECT NUMBER
9432-01-70

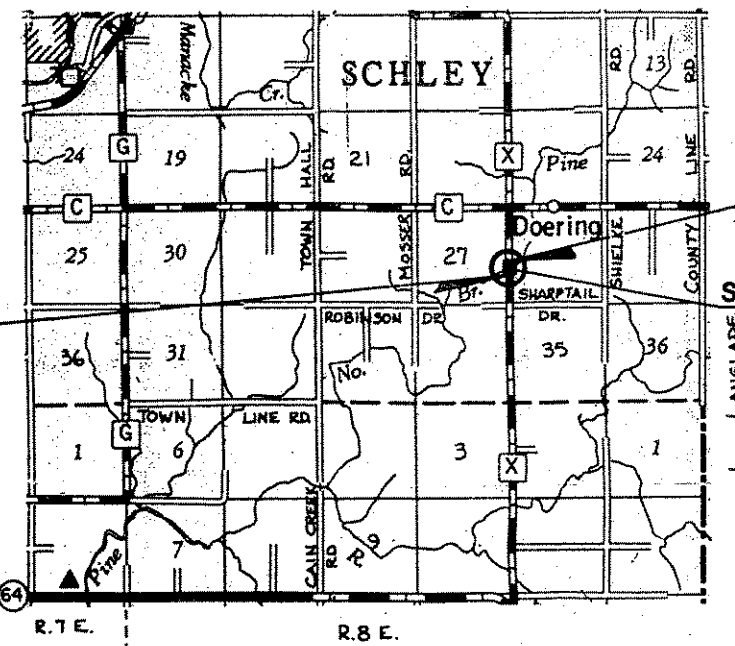
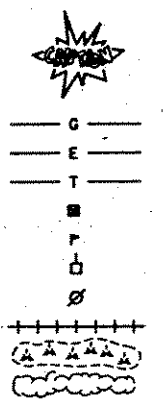


DESIGN DESIGNATION
A.D.T. (1990) = 240
A.D.T. (2010) = 290
D.H.V. =
D. =
T. = 8%

CONVENTIONAL SIGNS

- COUNTY LINE
- CORPORATE LIMITS
- PROPERTY LINE
- LOT LINE
- LIMITED HIGHWAY EASEMENT
- EXISTING RIGHT OF WAY
- NEW RIGHT OF WAY
- REFERENCE LINE
- SLOPE INTERCEPT
- ORIGINAL GROUND
- MARSH OR ROCK PROFILE
- CULVERT IN PLACE
- CULVERT REQUIRED
- CULVERT REQUIRED (Profile)

- COMBUSTIBLE FLUIDS (UNDER PRESSURE)
- UNDERGROUND UTILITIES
- GAS
- ELECTRIC
- TELEPHONE
- SERVICE PEDESTAL
- CABLE MARKER
- POWER POLE
- TELEPHONE POLE
- RAILROADS
- MARSH
- WOODED AREA



BEGIN PROJECT
STA. 16+50
N = 504,000 (±100')
E = 2,138,700 (±100')

END PROJECT
STA. 20+25

LAYOUT
SCALE 0 1 MI.

TOTAL NET LENGTH OF CENTERLINE = 0.071 MI. (RURAL)

NOTE: All coordinates shown are referenced to the WISCONSIN COORDINATE SYSTEM, CENTRAL ZONE, and are scaled from the DOERING QUADRANGLE for identification purposes only.

APPROVED FOR LINCOLN COUNTY BY

10/23/89
DATE
M. J. [Signature]
HIGHWAY COMMISSIONER

ORIGINAL PLANS PREPARED BY BARRIENTOS & ASSOC., INC. CONSULTING ENGINEERS MADISON, WISCONSIN

10-18-89
Lawrence M. [Signature]
PROFESSIONAL ENGINEER

STATE OF WISCONSIN
DEPARTMENT OF TRANSPORTATION

Surveyor BAI District Checker FWB
Designer BAI C.O. Checker RLS
District Supervisor RJS C.O. Coordinator LAS

APPROVED: James D. [Signature] DISTRICT DIRECTOR
DATE: 11/10/89

APPROVED: Robert W. [Signature] REGIONAL CHIEF ROAD DESIGN ENG.
DATE: 12/5/89

U.S. DEPARTMENT OF TRANSPORTATION
FEDERAL HIGHWAY ADMINISTRATION
REGION 5 WISCONSIN DIVISION

APPROVED: _____
DATE: _____
DIVISION ADMINISTRATOR

LINCOLN

w/9857-3-70
w/9859-5-70

FEB