

STATE PROJECT	FEDERAL PROJECT	
	PROJECT	CONTRACT
9859-04-70	BRZ 3599(12)	I

STATE OF WISCONSIN DEPARTMENT OF TRANSPORTATION

PLAN OF PROPOSED IMPROVEMENT DUDLEY ROAD BRIDGE AND APPROACHES

Index of Sheets

Sheet No. 1	Title
Sheet No.	Typical Sections and Details
Sheet No.	Estimate of Quantities
Sheet No.	Miscellaneous Quantities
Sheet No.	Right of Way Plat
Sheet No.	Plan and Profile Sta. 15+50 - Sta. 23+50
Sheet No.	Standard Detail Drawings
Sheet No.	Standard Sign Plates
Sheet No.	Structure Plans
Sheet No.	Computer Earthwork Data
Sheet No.	Cross Sections


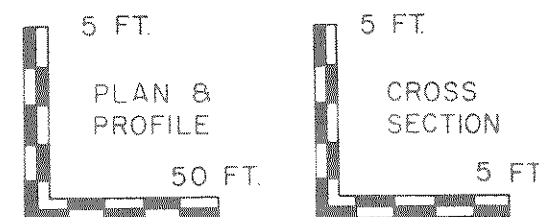
TOTAL SHEETS =



DUDLEY ROAD
TOWN ROAD
LINCOLN COUNTY

STATE PROJECT NUMBER
9859-04-70

Scales

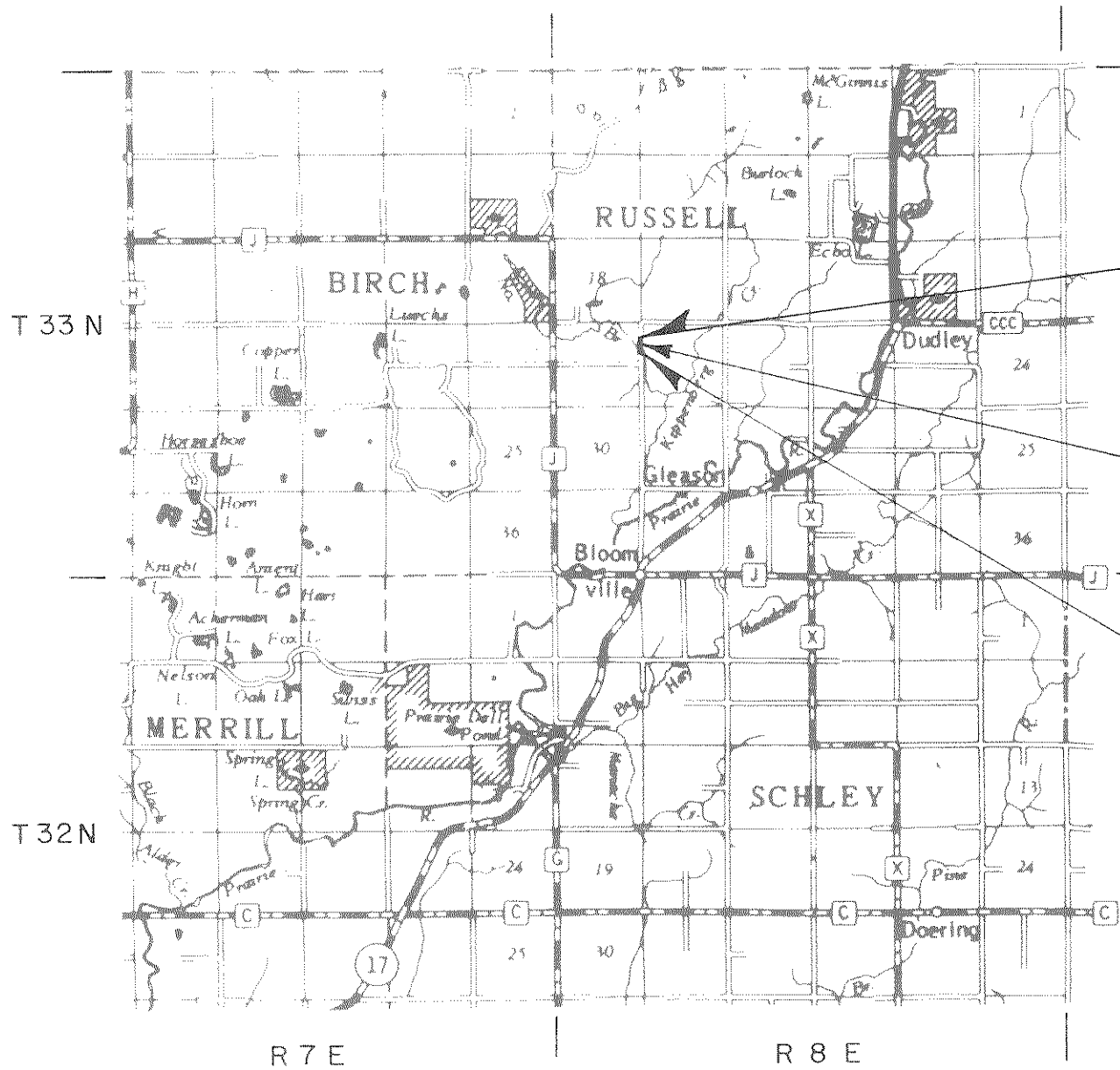


Design Designation

A.D.T. (1986)	= 80
A.D.T. (2006)	= 120
D.H.V. (2006)	= 18
D.	= 50%-50%
T.	= 6% A.D.T.
V.	= 40 MPH

Conventional Signs

County Line		Caution Symbol (Combustible fluids under pressure)	
Township or Range Line		Railroads	
Section Line		Fence	
Corporate or City Limits		Culverts in Place	
Property line		Culverts Required	
Lot Line		Power Pole	
Existing Right of Way Line		Telephone or Telegraph Pole	
New Right of Way Line		Right of Way Markers	
Base or Survey Line		Marsh	
Slope Intercept		Wooded Area	
Existing Roadway or Private Entrance		Grade Elevation	



END PROJECT
STA. 23+50

STRUCTURE B-35-93

BEGIN PROJECT
STA. 15+50
N- 546,800 (±100')
E- 2,121,500 (±100')

Layout
Scale 0 1 2 Mi.
Total Net Length of Centerline = 0.152 Mi. Rural

NOTE: ALL COORDINATES SHOWN ON THIS PLAN ARE BASED ON THE WISCONSIN COORDINATE SYSTEM CENTRAL ZONE AND ARE SCALED FROM U.S.G.S. TOPOGRAPHIC MAP, BLOOMVILLE WISCONSIN QUADRANGLE, FOR IDENTIFICATION ONLY.

ELEVATIONS SHOWN ON THIS PLAN ARE REFERENCED TO U.S.C. & G.S. DATUM.

FILE COPY
FEB 19 1986
DONOHUE & ASSOC. INC.

APPROVED FOR RUSSELL TOWNSHIP

Feb 10, 86 Donna W. Davis
Date Chairman

APPROVED FOR LINCOLN COUNTY

2/19/86 Michael J. Hep
Date Commissioner

ORIGINAL PLANS
PREPARED BY

Donohue
Engineers & Architects



2/10/86
Date

STATE OF WISCONSIN
DEPARTMENT OF TRANSPORTATION

Surveyor Donohue & Assoc., Inc. District Checker D.K.
Designer Donohue & Assoc., Inc. C.O. Checker
District Supervisor R.J.S. C.O. Coordinator

Approved: _____
Date _____ District Transportation Director
Approved: _____
Date _____ Chief Design Engineer
Approved: _____
Date _____ Director of Development

U.S. DEPARTMENT OF TRANSPORTATION
FEDERAL HIGHWAY ADMINISTRATION
REGION 5 WISCONSIN DIVISION

Approved: _____
Date _____ Division Administrator

FINAL PLANS 2-21-86